

Priority 01 - Curriculum for Excellence
01.01 - Children and young people access positive learning environments and develop their skills, confidence and self esteem to the fullest potential

Action		Due		Progress	Managed By
ECS-SP 01.01a	Improve early years development, learning and care experiences via implementation of the Early Years Framework	29 Mar 2013	✓	On schedule <input type="text" value="60%"/>	Liz Gillies
Progress Overview					
01 Mar 2011 Following on from the very successful Planning day the Early Years Framework will be reviewed and updated by June 2011.					

Action		Due		Progress	Managed By
ECS-SP 01.01b	Implement Curriculum for Excellence as part of 3 year rolling programme with initial focus on literacy and numeracy	31 Mar 2013	✓	On schedule <input type="text" value="37%"/>	Derek Samson
Progress Overview					
08 Mar 2011 All Nurseries, Primary and Secondary Schools have been implementing Curriculum for Excellence since August, 2010. Schools are working on city-wide, Associated Schools Groups and individual priorities. Collaborative working with other professionals is taking place. Seconded Officers are supporting delivery of the new curriculum in Nurseries/Primary Schools and in Secondary Schools. Literacy is supported by another development officer and a previously seconded head teacher. Quality Improvement Officers manage curricular areas of Literacy, Numeracy, Health and Well-Being and Science. There is also a range of working groups at authority level which are striving to shape the strategic plans for Curriculum for Excellence. There is a Primary Implementation Group, Secondary Implementation Group and a Strategic Group. Schools have a Literacy Coordinator, Numeracy Coordinator and a coordinator for Assessment and Reporting. A process of taking stock has been completed and this will inform a review of Education, Culture and Sport's priorities for session 2011-12. The process of implementation will continue after the initial three year rolling programme and implementation is currently on track.					

Action		Due		Progress	Managed By
ECS-SP 01.01c	Ensure the delivery of high quality learning experiences which meet the needs of the learner	31 Dec 2013	↻	Work ongoing <input type="text" value="37%"/>	Liz Gillies
Progress Overview					
20 Dec 2010 The ongoing self evaluation which staff in schools carry out on a regular basis is providing the starting point for all improvement. In addition all schools have produced a High Level Curriculum map which have informed the school improvement plans for session 2010-2011. All plans have been submitted and feedback given. The Quality Improvement Officers (QIOs) continue to monitor the standards in school through regular visits, continuous support and feedback. A more proportionate approach is being delivered to ensure that schools receive the necessary support and challenge according to need and current circumstances. A new model of School Review is being developed which will involve a wider group of personnel including peer head teachers, experienced practitioners, parents and pupils. A group to plan for the new review model will meet in March with a view to piloting the new model in one Primary school and one secondary school in June 2011. 'What's the Story?' - a short story competition run by the Arts Education Teams of Aberdeen City and Aberdeenshire Council in conjunction with Word – University of Aberdeen Writer's Festival. Pupils from across the North East were invited to write a short story based on the theme of 'Something to Celebrate'. Eleven winners were selected from over 100 entries from Aberdeen City and Aberdeenshire secondary pupils.					

Leafing the Green - A two year writer in residence programme as the main education initiative for The Green Townscape Heritage Initiative commenced in October 2010. Funding of £50,000 from Scottish Arts Council Lottery and £20,000 The Green Townscape Heritage Initiative.

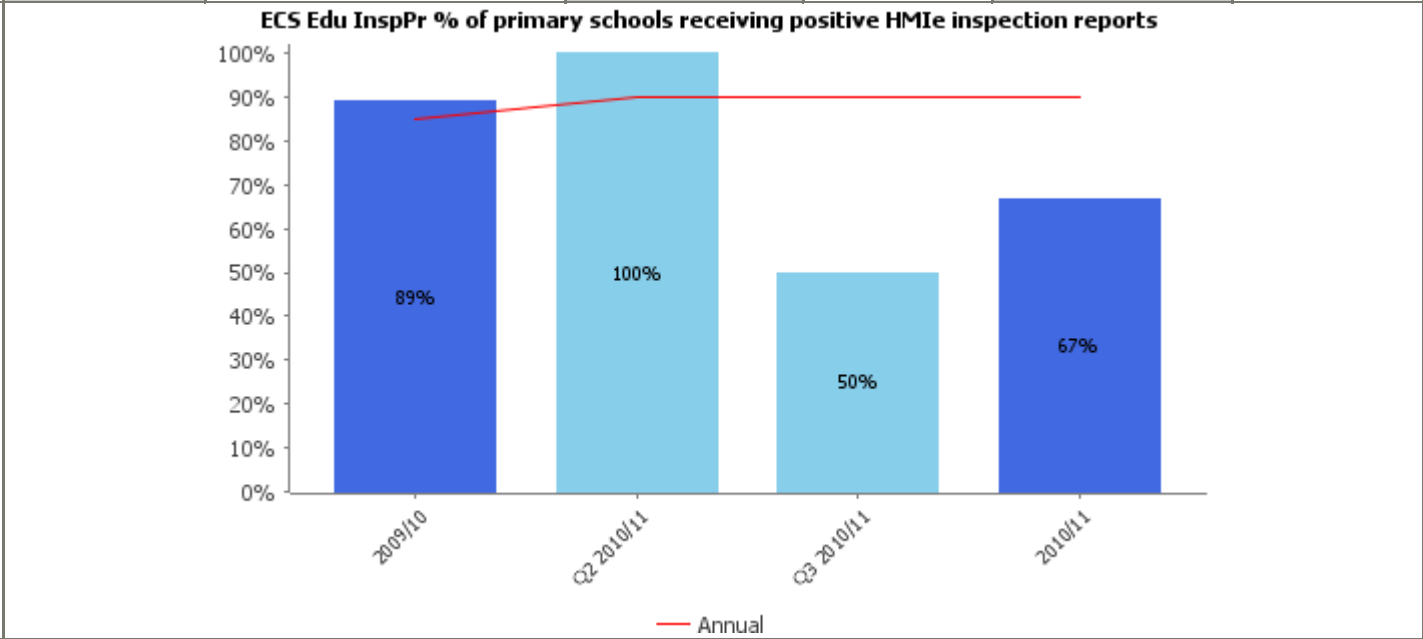
Northfield Reads - a project aimed at improving the literacy levels of some of the school's pupils by encouraging them to read for pleasure and develop reading as a habit. The project, which secured a £9,600 grant from Awards for All, included the design and installation of a new reading area in the school library, new reading materials, the installation of IT equipment for book reviews, author visits and training for teachers and librarians. The end result is a significant improvement in pupils' reading habits.

Citymoves promotion of dance in education - Increase opportunities for people to participate in dance and for young talent to be nurtured by providing a wide variety of creative and imaginative cross curricular workshops which are specifically devised to help deliver the arts infused approach to learning promoted in the Curriculum for Excellence.

Performance

Performance Indicator	% of primary schools receiving positive HMIe inspection reports						
Objective	Aim to Maximise	Data Source	HMIe	Red Variance %	20%	Amber Variance %	5%

% of primary schools receiving positive HMIe inspection reports (reported by financial year)



	Status	Value	Target	Number Positive	Total Inspections	Short Trend	Long Trend	Note
2009/10	✓	89%	85%	8	9	?	?	In financial year 2009/2010 there were 9 inspections of primary schools (St Joseph's RC, Woodside, Cults, Tullos, Quarryhill, Westpark, Airyhall, Seaton and Newhills). 8 of these inspections were positive.
2010/11	⛔	67%	90%	2	3	↓	↓	In financial year 2010/11 there were 3 inspections of primary schools (Cornhill, Ferryhill and Mile-End). Two of these inspections were positive.

Performance Indicator	% of secondary schools receiving positive HMIe inspection reports																
Objective	Aim to Maximise	Data Source	HMIe	Red Variance %	20%	Amber Variance %	5%										
% of secondary schools receiving positive HMIe inspection reports (reported by financial year)	<p style="text-align: center;">ECS Edu InspSe % of secondary schools receiving positive HMIe inspection reports</p> <table border="1"> <caption>Chart Data</caption> <thead> <tr> <th>Period</th> <th>Value (%)</th> </tr> </thead> <tbody> <tr> <td>2009/10</td> <td>50%</td> </tr> <tr> <td>Q2 2010/11</td> <td>100%</td> </tr> <tr> <td>2010/11</td> <td>100%</td> </tr> </tbody> </table> <p style="text-align: center;">— Annual</p>									Period	Value (%)	2009/10	50%	Q2 2010/11	100%	2010/11	100%
	Period	Value (%)															
2009/10	50%																
Q2 2010/11	100%																
2010/11	100%																
	Status	Value	Target	Number Positive	Total Inspections	Short Trend	Long Trend	Note									
2009/10		50%	85%	1	2			In financial year 2009/2010 there were 2 inspections of secondary schools (Northfield and Hazlehead). 1 of these inspections was positive.									
2010/11		100%	90%	1	1			In financial year 2010/2011 there was 1 inspection of a secondary school (Harlaw). This inspection was positive.									

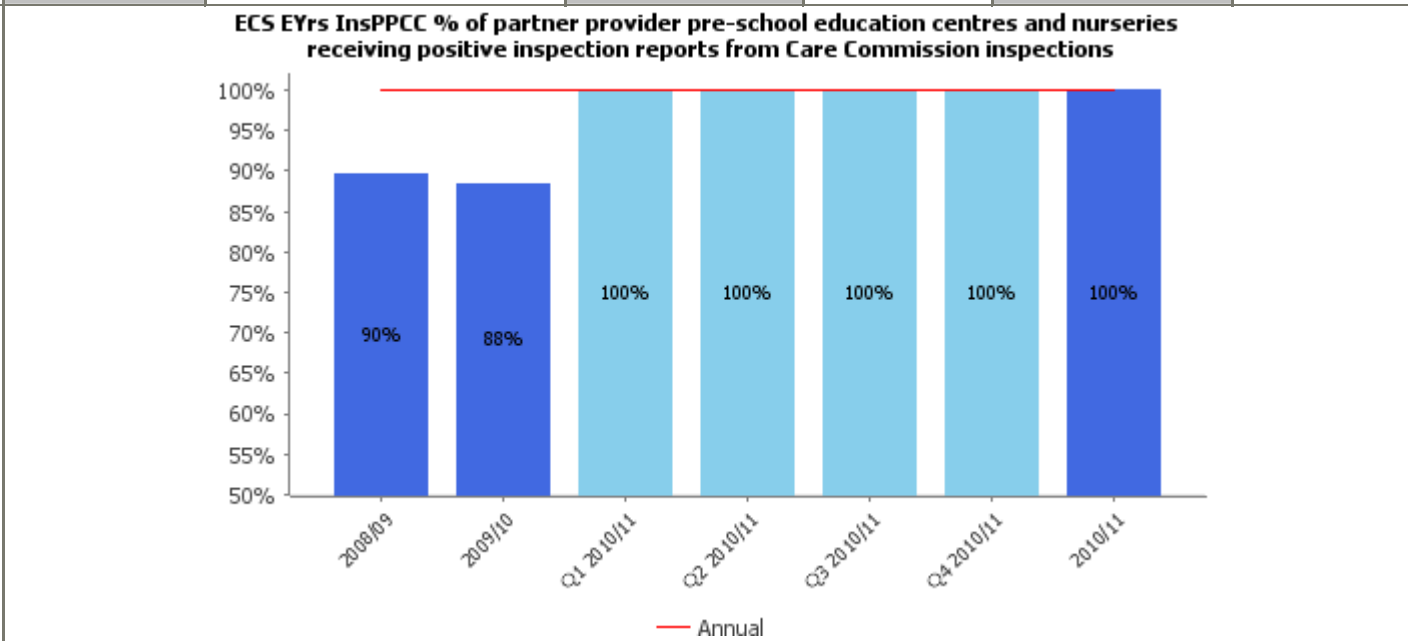
Performance Indicator	% of special schools receiving positive HMIe inspection reports																				
Objective	Aim to Maximise	Data Source	HMIe	Red Variance %	20%	Amber Variance %	5%														
% of special schools receiving positive HMIe inspection reports (reported by financial year)	<p style="text-align: center;">ECS Edu InspSp % of special schools receiving positive HMIe inspection reports</p> <table border="1"> <caption>Data for HMIe Inspection Reports Chart</caption> <thead> <tr> <th>Period</th> <th>Percentage</th> </tr> </thead> <tbody> <tr> <td>2009/10</td> <td>100%</td> </tr> <tr> <td>Q1 2010/11</td> <td>100%</td> </tr> <tr> <td>Q2 2010/11</td> <td>0%</td> </tr> <tr> <td>2010/11</td> <td>50%</td> </tr> <tr> <td>Annual Trend</td> <td>90%</td> </tr> </tbody> </table>									Period	Percentage	2009/10	100%	Q1 2010/11	100%	Q2 2010/11	0%	2010/11	50%	Annual Trend	90%
	Period	Percentage																			
2009/10	100%																				
Q1 2010/11	100%																				
Q2 2010/11	0%																				
2010/11	50%																				
Annual Trend	90%																				
	Status	Value	Target	Number Positive	Total Inspections	Short Trend	Long Trend	Note													
2009/10		100%	85%	3	3			In financial year 2009/2010 there were 3 inspections of special schools (Hazlewood, Marlpool and Aberdeen School for the Deaf). All 3 inspections were positive.													
2010/11		50%	90%	1	2			In financial year 2010/2011 there were 2 inspections of special schools (Hospital & Home Tuition Service and Pupil Support Service). 1 of these inspections was positive.													
	Status	Value	Target	Number Positive	Total Inspections	Short Trend	Long Trend	Note													

Performance Indicator	% of local authority pre-school education centres and nurseries receiving positive inspection reports from Care Commission inspections																			
Objective	Aim to Maximise	Data Source	HMIe	Red Variance %	20%	Amber Variance %	5%													
<p>% of local authority pre-school education centres and nurseries receiving positive inspection reports from Care Commission inspections. Annual value = cumulative quarterly values</p>	<p align="center">ECS EYrs InsLACC % of local authority pre-school education centres and nurseries receiving positive inspection reports from Care Commission inspections</p> <table border="1"> <caption>Chart Data</caption> <thead> <tr> <th>Period</th> <th>Value (%)</th> </tr> </thead> <tbody> <tr> <td>2009/10</td> <td>100%</td> </tr> <tr> <td>2010/11</td> <td>100%</td> </tr> <tr> <td>Q3 2010/11</td> <td>100%</td> </tr> <tr> <td>Q4 2010/11</td> <td>100%</td> </tr> <tr> <td>Annual Target</td> <td>98%</td> </tr> </tbody> </table>								Period	Value (%)	2009/10	100%	2010/11	100%	Q3 2010/11	100%	Q4 2010/11	100%	Annual Target	98%
	Period	Value (%)																		
2009/10	100%																			
2010/11	100%																			
Q3 2010/11	100%																			
Q4 2010/11	100%																			
Annual Target	98%																			
	Status	Value	Target	Number Positive	Total Inspections	Short Trend	Long Trend	Note												
2009/10	✓	100%	98%	10	10	■	■	The total number of Care Commission inspections undertaken for the financial period 2009/10 was 10. 100% of these were graded 3+												
2010/11	✓	100%	98%	6	6	■	■	6 inspections undertaken to date, all of which were graded 3+.												
	Status	Value	Target	Number Positive	Total Inspections	Short Trend	Long Trend	Note												
Q4 2010/11	✓	100%	98%	2	2	■	■	To date in Q4 2010/11, 2 Care Commission Inspections undertaken, both of which were graded 3+. Bucksburn and Charleston nurseries												

Performance Indicator	% of local authority pre-school education centres and nurseries receiving positive inspection reports from HMIE inspections																																		
Objective	Aim to Maximise	Data Source	HMIE	Red Variance %	20%	Amber Variance %	5%																												
<p>% of local authority pre-school education centres and nurseries receiving positive inspection reports from HMIE inspections. Annual value = cumulative quarterly values</p>		<p>ECS EYrs InsLAHM % of local authority pre-school education centres and nurseries receiving positive inspection reports from HMIE inspections</p> <table border="1"> <caption>Chart Data</caption> <thead> <tr> <th>Period</th> <th>Value (%)</th> </tr> </thead> <tbody> <tr> <td>2008/09</td> <td>100%</td> </tr> <tr> <td>2009/10</td> <td>100%</td> </tr> <tr> <td>Q2 2010/11</td> <td>100%</td> </tr> <tr> <td>Q3 2010/11</td> <td>100%</td> </tr> <tr> <td>2010/11</td> <td>100%</td> </tr> </tbody> </table>							Period	Value (%)	2008/09	100%	2009/10	100%	Q2 2010/11	100%	Q3 2010/11	100%	2010/11	100%															
		Period	Value (%)																																
2008/09	100%																																		
2009/10	100%																																		
Q2 2010/11	100%																																		
Q3 2010/11	100%																																		
2010/11	100%																																		
<table border="1"> <thead> <tr> <th></th> <th>Status</th> <th>Value</th> <th>Target</th> <th>Number Positive</th> <th>Total Inspections</th> <th>Short Trend</th> <th>Long Trend</th> <th>Note</th> </tr> </thead> <tbody> <tr> <td>2009/10</td> <td>✓</td> <td>100%</td> <td>98%</td> <td>7</td> <td>7</td> <td>■</td> <td>■</td> <td>The total number of HMIE inspections undertaken for the financial period 2009/10 was 7. 100% of these were graded satisfactory and above.</td> </tr> <tr> <td>2010/11</td> <td>✓</td> <td>100%</td> <td>98%</td> <td>5</td> <td>5</td> <td>■</td> <td>■</td> <td></td> </tr> </tbody> </table>										Status	Value	Target	Number Positive	Total Inspections	Short Trend	Long Trend	Note	2009/10	✓	100%	98%	7	7	■	■	The total number of HMIE inspections undertaken for the financial period 2009/10 was 7. 100% of these were graded satisfactory and above.	2010/11	✓	100%	98%	5	5	■	■	
	Status	Value	Target	Number Positive	Total Inspections	Short Trend	Long Trend	Note																											
2009/10	✓	100%	98%	7	7	■	■	The total number of HMIE inspections undertaken for the financial period 2009/10 was 7. 100% of these were graded satisfactory and above.																											
2010/11	✓	100%	98%	5	5	■	■																												

Performance Indicator	% of partner provider pre-school education centres and nurseries receiving positive inspection reports from Care Commission inspections						
Objective	Aim to Maximise	Data Source	HMIe	Red Variance %	20%	Amber Variance %	5%

% of partner provider pre-school education centres and nurseries receiving positive inspection reports from Care Commission inspections. Annual value = cumulative quarterly values





	Status	Value	Target	Number Positive	Total Inspections	Short Trend	Long Trend	Note
2009/10		88%	100%	23	26			The total number of Care Commission inspections undertaken for the financial period 2009/10 was 26. 88.46% of these were graded 3+
2010/11		100%	100%	26	26			26 inspections undertaken to take, all of which were graded 3+
	Status	Value	Target	Number Positive	Total Inspections	Short Trend	Long Trend	Note
Q4 2010/11		100%	100%	1	1			1 inspection undertaken to date in Q4 2010/11 which was graded 3+

Performance Indicator	% of partner provider pre-school education centres and nurseries receiving positive inspection reports from HMIE and Care Commission joint inspections																				
Objective	Aim to Maximise	Data Source	HMIE	Red Variance %	20%	Amber Variance %	5%														
% of partner provider pre-school education centres and nurseries receiving positive inspection reports from HMIE and Care Commission joint inspections. Annual value = cumulative quarterly values	<p style="text-align: center;">ECS EYrs InsPPJt % of partner provider pre-school education centres and nurseries receiving positive inspection reports from HMIE and Care Commission joint inspections</p> <table border="1"> <caption>Data for Bar Chart</caption> <thead> <tr> <th>Period</th> <th>Percentage</th> </tr> </thead> <tbody> <tr> <td>2009/10</td> <td>90%</td> </tr> <tr> <td>Q1 2010/11</td> <td>50%</td> </tr> <tr> <td>Q3 2010/11</td> <td>100%</td> </tr> <tr> <td>Q4 2010/11</td> <td>50%</td> </tr> <tr> <td>2010/11</td> <td>57%</td> </tr> </tbody> </table>									Period	Percentage	2009/10	90%	Q1 2010/11	50%	Q3 2010/11	100%	Q4 2010/11	50%	2010/11	57%
	Period	Percentage																			
2009/10	90%																				
Q1 2010/11	50%																				
Q3 2010/11	100%																				
Q4 2010/11	50%																				
2010/11	57%																				
	Status	Value	Target	Number Positive	Total Inspections	Short Trend	Long Trend	Note													
2009/10		90%	100%	9	10			The total number of joint HMIE and Care Commission inspections undertaken for the financial period 2009/10 was 10. 90% of these were graded satisfactory and above.													
2010/11		57%	100%	4	7			To date 7 inspections undertaken, 4 of which have been graded satisfactory and above.													
	Status	Value	Target	Number Positive	Total Inspections	Short Trend	Long Trend	Note													
Q4 2010/11		50%	100%	1	2			Timber Kinder Garden was inspected in December 2010 by HMIE on behalf of both HMIE and the Care Commission as part of the integrated inspection programme, the inspection report													

Performance Indicator	Total number of Bookbug Packs Issued																
Objective	Aim to Maximise	Data Source	Scottish Book Trust	Red Variance %	20%	Amber Variance %	5%										
<p>Bookbug, The Scottish Book Trust's Early Years Programme, provides a range of free book packs for every child in Scotland from birth to Primary 1.</p>	<p style="text-align: center;">ECS Lib BBugTot Total number of Bookbug Packs Issued</p> <table border="1"> <caption>Data for Bookbug Packs Issued</caption> <thead> <tr> <th>Year</th> <th>Total Number of Packs Issued</th> </tr> </thead> <tbody> <tr> <td>2008/09</td> <td>6,870</td> </tr> <tr> <td>2009/10</td> <td>7,040</td> </tr> <tr> <td>2010/11</td> <td>7,045</td> </tr> </tbody> </table>									Year	Total Number of Packs Issued	2008/09	6,870	2009/10	7,040	2010/11	7,045
	Year	Total Number of Packs Issued															
2008/09	6,870																
2009/10	7,040																
2010/11	7,045																
	Status	Value	Target	Numerator	Denominator	Short Trend	Long Trend	Note									
2009/10		7,040				↑	↑	During 2009/10, 7040 Bookbug packs were issued across Aberdeen City (Bookbug Baby - 2420; Bookbug Toddler - 2420; Bookbug Pirate 2200)									
2010/11		7,045				↑	↑	To date during 2010/11 7,045 Bookbug packs have been issue across Aberdeen City 2,500 Bookbug Baby, 2,290 Bookbug Toddler, 2,255 Bookbug Pirate									
	Status	Value	Target	Numerator	Denominator	Short Trend	Long Trend	Note									

Priority 01 - Curriculum for Excellence
01.02 - Improve the outcomes for all our children and young people

Action		Due		Progress	Managed By
ECS-SP 01.02a	Implement action plans to support young people under More Choices, More Chances Strategy and 16+ Learning Choices	31 Mar 2013		Complete 	Sheila Sansbury

Progress Overview

11 Apr 2011 More choices More chances action 2011 on target. Accepted Scottish Government funding to implement Activity Agreements

Action		Due		Progress	Managed By
ECS-SP 01.02b	Implement improved work experience opportunities	31 Mar 2013		Work ongoing 	Gail Woodcock

Progress Overview

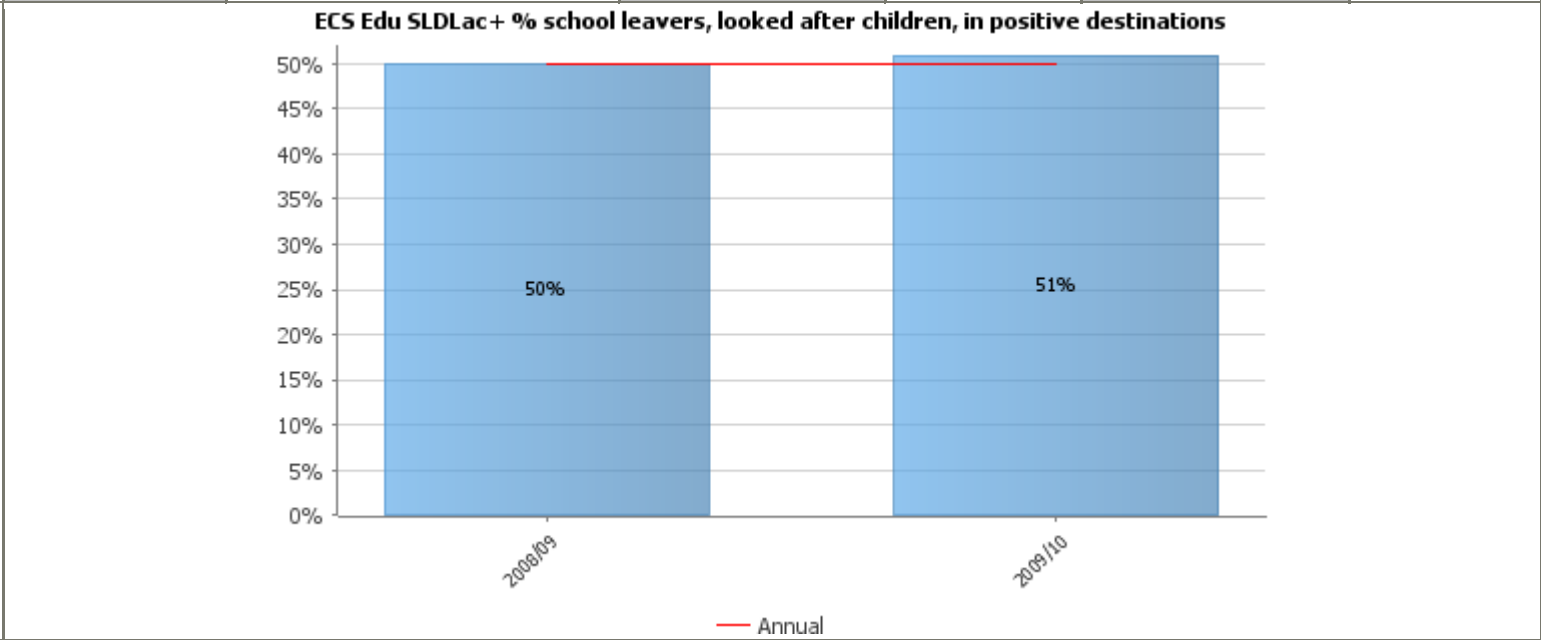
06 May 2011 The Work experience service are continuing to work with schools to place pupils with employers to gain experience . The following Academies will have pupil placements arranged by the service during May and June : Aberdeen Grammar, Harlaw Academy, Bridge of Don Academy and Kincorth Academy

Performance

Performance Indicator % school leavers, looked after children, in positive destinations

Objective Aim to Maximise **Data Source** Skills Development Scotland **Red Variance %** 20% **Amber Variance %** 5%

% school leavers, looked after children, in positive destinations




	Status	Value	Target	Positive Destinations	Total School Leavers	Short Trend	Long Trend	Note
2009/10	✓	51%	50%	27	53	↑	↑	Data by Skills Development Scotland showed that 51% of Looked after Children (LAC) left school into a positive and sustained destinations during the academic year 2009/10. There is a focussed effort in closing the gap between LAC destinations and non-LAC. Our Corporate Parenting Strategy will develop a number of new opportunities in order to improve transitions from formal education. Other projects such as 'Family Firm', internships & One Big Step programme.

Priority 02 - Fit for Purpose Schools & Learning Centres
02.01 - Everyone will have access to high quality learning environments and facilities supporting them to achieve their full potential

Action		Due		Progress	Managed By
ECS-SP 02.01a	Complete delivery of 3Rs Schools Programme	30 Apr 2011		Complete <div style="width: 100%;"><div style="width: 100%;"></div></div>	David Wright

Progress Overview

21 Apr 2011 The final school in the 3Rs Programme, Kaimhill School, opened on 20 April 2011. This brings to ten, the number of schools delivered under this programme, seven new and one significantly refurbished primary schools and two new secondary schools, completed in under two years. These schools will be operated by an external facilities management company.

Action		Due		Progress	Managed By
ECS-SP 02.01b	Develop and implement Learning Estate Strategy to ensure an affordable and sustainable learning estate which makes best use of resources, ensuring focus on areas of greatest need	31 Mar 2013		Work ongoing <div style="width: 30%;"><div style="width: 30%;"></div></div>	David Wright


Progress Overview

16 Dec 2010 Comprehensive engagement exercise undertaken and report presented in October 2010 to Education, Culture and Sport Committee on Secondary School Estate setting out short, medium and longer term options. Work progressing on the development of a new-build primary school, to replace Bucksburn and Newhills Schools.

Currently undertaking statutory consultation on the closure of Raeden Nursery; Hazlewood and Woodlands Special Schools, and replacement with a purpose-built new facility on the Raeden site.


Currently developing possible approaches to reviewing the Primary School Estate, with a view to embarking on a comprehensive city-wide review during 2011.

Wherever possible, we are seeking to declare vacant or un-needed properties surplus to requirements as early as possible, in order to make best use resources.

Action		Due		Progress	Managed By
ECS-SP 02.01c	Establish effective learning communities - communities of schools, community education, libraries and other learning providers	31 Dec 2013		Work ongoing <div style="width: 100%;"><div style="width: 100%;"></div></div>	Gail Woodcock


Progress Overview

21 Apr 2011 Establishment of learning partnerships is complete and will include learning hubs. Work is ongoing to ensure effective continuation and development of the learning partnerships via monitoring and review. Review of delivery of Library and Information Services will be reported to Committee in September.

Action		Due		Progress	Managed By
ECS-SP 02.01d	Deliver regional aquatic centre (50m pool and diving pool) led by Enterprise, Planning and Infrastructure Directorate	31 Jan 2012		On schedule <div style="border: 1px solid black; width: 100px; height: 15px; background-color: #4F81BD; margin-bottom: 2px;"></div> 57%	Maggie Bochel; Neil Bruce

Progress Overview

07 Apr 2011 Tenders were returned for the main contract works on 21st February 2011. All five contractors, who were selected from a list of twelve who were assessed following a PQQ submission in accordance with EU Procurement regulations, returned tenders. The Invitation to Tender Documents were issued on a cost quality basis. The tenders were issued on a twin track basis with costs being obtained for both an eight and a ten lane option for the main 50 metre pool. The tenders have now been assessed for quality and compliance with the specification and ITT documents and the Project QS will have a completed tender report prepared by the 15th April 2011.

Action		Due		Progress	Managed By
ECS-SP 02.01e	Redevelopment of Aberdeen Art Gallery and storage of the City's reserve collections	31 Dec 2013		Work ongoing <div style="border: 1px solid black; width: 100px; height: 15px; background-color: #4F81BD; margin-bottom: 2px;"></div> 26%	Neil Bruce

Progress Overview

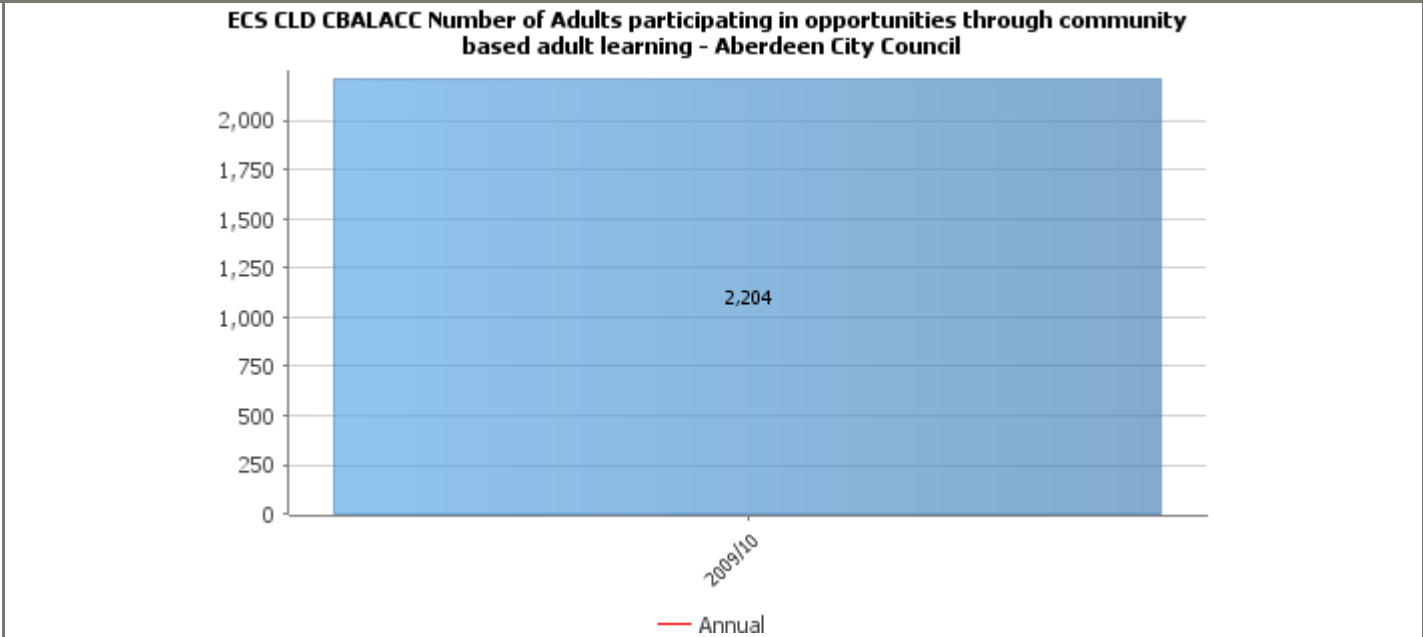
25 Feb 2011 Redevelopment of the Art Gallery - work is ongoing to assess how best to develop a fundraising campaign.

Museums Collections Centre - A suitable storage site to move the collections held at Frederick Street has been identified. Remedial works required to make good as a museum collection facility will be undertaken by EP&I. This will be a solution for up to 2 years.

Performance




Performance Indicator	Number of Adults participating in opportunities through community based adult learning - Aberdeen City Council						
Objective	Aim to Maximise	Data Source	PIES	Red Variance %	20%	Amber Variance %	5%

Number of Adults participating in opportunities through community based adult learning provided by Aberdeen City Council including literacies



	Status	Value	Target	Participants	Enrolments	Short Trend	Long Trend	Note
2009/10		2,204						For Aberdeen City Council there were 2204 participants (2940 enrolments) for community based adult learning
2010/11								
	Status	Value	Target	Participants	Enrolments	Short Trend	Long Trend	Note

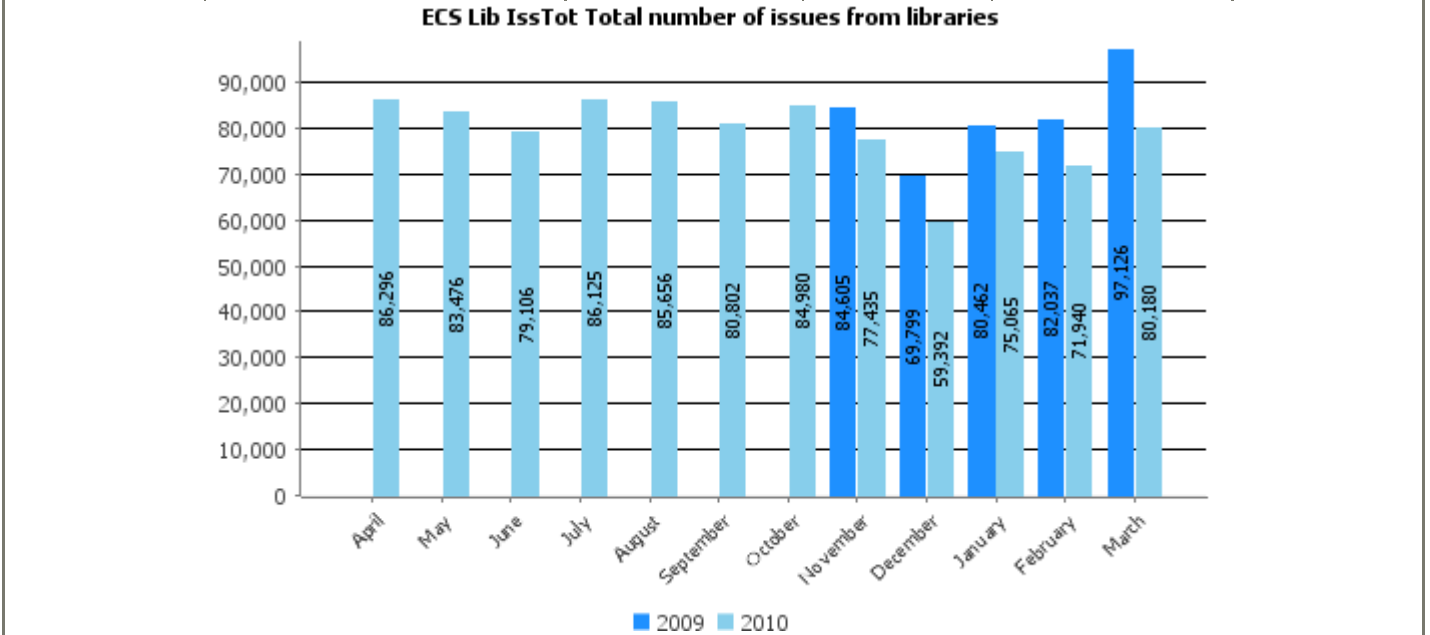
Performance Indicator	% of positive evaluations from HMIE of learning communities																
Objective	Aim to Maximise	Data Source	HMIE	Red Variance %	20%	Amber Variance %	5%										
% of positive evaluations from HMIE of learning communities	<p style="text-align: center;">ECS CLD Insp % of positive evaluations from HMIE of learning communities</p> <p>The chart displays the percentage of positive evaluations from HMIE of learning communities for three years. The y-axis ranges from 0% to 100% in 10% increments. The x-axis shows the years 2008/09, 2009/10, and 2010/11. The bars show 50% for 2008/09, 100% for 2009/10, and 0% for 2010/11. A red horizontal line is drawn at the 100% mark, labeled 'Annual'.</p> <table border="1"> <caption>Data for ECS CLD Insp % of positive evaluations from HMIE of learning communities</caption> <thead> <tr> <th>Year</th> <th>Percentage</th> </tr> </thead> <tbody> <tr> <td>2008/09</td> <td>50%</td> </tr> <tr> <td>2009/10</td> <td>100%</td> </tr> <tr> <td>2010/11</td> <td>0%</td> </tr> </tbody> </table>									Year	Percentage	2008/09	50%	2009/10	100%	2010/11	0%
	Year	Percentage															
2008/09	50%																
2009/10	100%																
2010/11	0%																
	Status	Value	Target	No of positive evaluations	Total no of evaluations	Short Trend	Long Trend	Note									
2009/10	✓	100%	100%	2	2	↑	↑	Management set a target of 100% positive inspection ratings for all Learning Communities, and this target was met by both inspections conducted during 2009/10 - Hazlehead and Northfield Learning Communities inspected. In 2008/09, two inspections of learning communities were undertaken - Grammar and Torry Learning Communities. The percentage of positive inspections undertaken was 50% as one learning community was graded beneath the satisfactory level on one of the five specified quality indicators.									

2010/11		0%	100%	0	1			In financial year 2010/2011 there was one inspection of a learning community (Harlaw). The evaluation was graded beneath the satisfactory level on two of the five prescribed quality indicators.
---------	---	----	------	---	---	---	---	---







Performance Indicator	% established Learning Partnerships								
Objective	Aim to Maximise	Data Source	Internal	Red Variance %	20%	Amber Variance %	5%		
% established Learning Partnerships	<p style="text-align: center;">ECS CLD LPEstab % established Learning Partnerships</p> <p>The chart displays a single blue bar for the year 2010/11, reaching a value of 92% on a vertical axis ranging from 50% to 100% in 5% increments. A red horizontal line at the 100% mark is labeled 'Annual'.</p>								
	Status	Value	Target	Established Partnerships	Total Partnerships	Short Trend	Long Trend	Note	
2009/10									
2010/11		92%	100%	11	12			Effective learning communities will be developed through the creation of 12 Learning Partnerships. 11 of which are now established.	

Performance Indicator	Total number of issues from libraries						
Objective	Aim to Maximise	Data Source		Red Variance %	20%	Amber Variance %	5%

Total number of issues from libraries - adult books, junior books and AV Materials. Annual value = cumulative monthly values



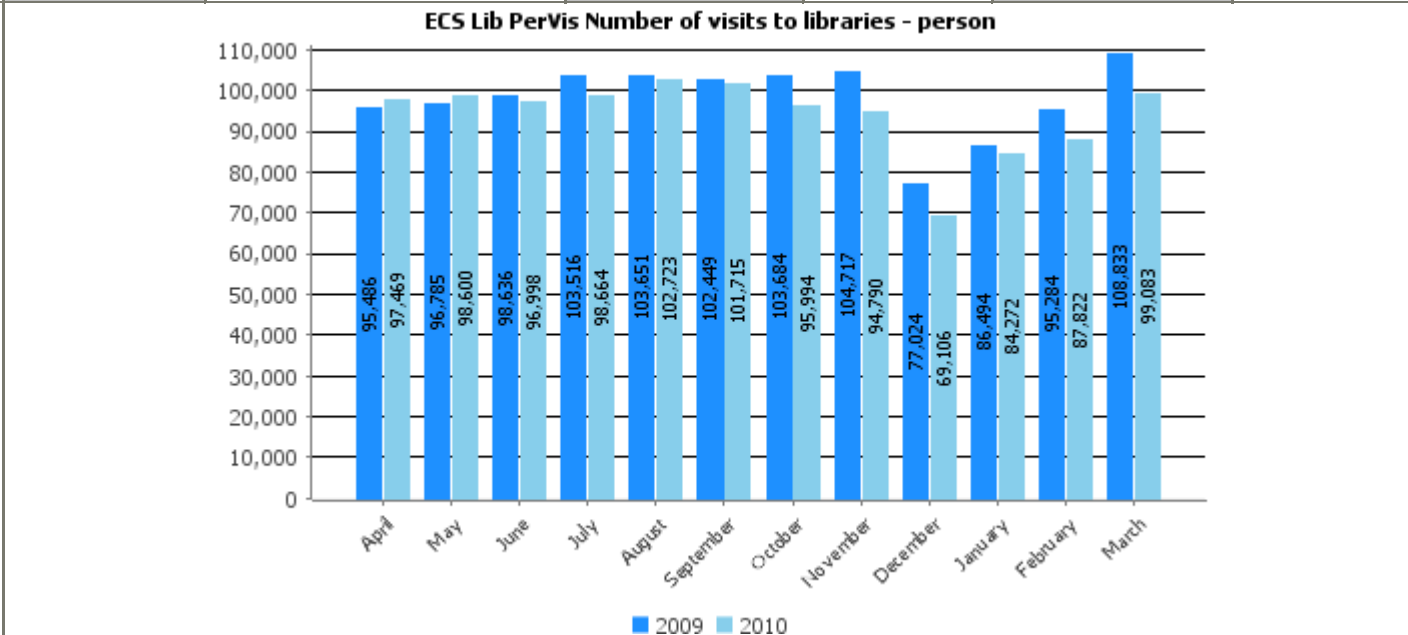
	Status	Value	Target	Numerator	Denominator	Short Trend	Long Trend	Note
2009/10		414,029						
2010/11		950,453						
	Status	Value	Target	Numerator	Denominator	Short Trend	Long Trend	Note
January 2011		75,065						There has been an overall increase in the number of books issued from the same period last year. All community libraries and the Central Children's Library issued more books to children and issues of books to adults have increased at 8 community libraries. Audio visual issues to adults continue to drop with the increased charges and loss of

								subscription with only the free loan of audio visual items to children under 12 showing an increase.
February 2011		71,940						Overall issues are down on same period as last year due to ongoing closure of Kaimhill and the closure of Linksfield Library in September 2010. Issues of audio visual items continue to drop with the Media Centre showing a 57% decrease from last year this is mainly due to the move from an annual subscription to increased pay-as-you-go charges.
March 2011		80,180						Libraries were open 127 hours less this year compared with last March and issues are down overall. Children's issues have increased at 12 of our 18 service points continuing the general increase in borrowing by children. A/V issues to adults have again dropped while issues to children continue to increase.




Performance Indicator	Number of visits to libraries - person						
------------------------------	---	--	--	--	--	--	--




Objective	Aim to Maximise	Data Source		Red Variance %	5%	Amber Variance %	1%
------------------	-----------------	--------------------	--	-----------------------	----	-------------------------	----

Number of visits in person to libraries across the City.
Annual value = cumulative monthly values



	Status	Value	Target	Numerator	Denominator	Short Trend	Long Trend	Note
2009/10		1,176,559				↓	↓	
2010/11		1,127,236				↓	↓	
	Status	Value	Target	Numerator	Denominator	Short Trend	Long Trend	Note
January 2011		84,272				↑	↓	Analysis: It should be noted that the closure of Linksfield in September is reflected in the overall comparison of totals. If Linksfield and Kaimhill are taken out of the equation usage is actually increased in some KPIs. The Mobile Library van was in the garage for routine maintenance from the 20th December to the 10th January. The better weather in January saw an increase in visitors at several community libraries including

								<p>Airyhall, Cornhill, Culter, Dyce, Ferryhill, Mastrick, Northfield, Tillydrone and Woodside. The significant rise at Mastrick is due to an increase in class visits from local schools. Staff at Airyhall, Ferryhill, Kincorth, Mastrick have been successful in encouraging visits from local nurseries and schools. In Northfield recent changes to schools have affected regular visits and staff are working to re-establish these now the schools have settled into their new environments. Similarly library staff have been trying to engage with primary schools in the Torry area for a number of months to re-establish the class visits which did not start up again at the start of the school session last August.</p> <p>Action: The Europe Direct service held a road show at Cults Academy during January where 91 pupils attended. This was the first time the road show had visited a school and it is the intention to programme future visits across the city. The successful YMCA exhibition celebrating 150 years of the work of the YMCA in the North East of Scotland is at Cove library during February and is hoping to attract Primary 7 classes from local schools to their workshops. Work is ongoing to re-engage with primary schools that have relocated as part of the 3Rs programme in particular to arrange class visits to their local community libraries. The Arts across Learning festival is planned for the end of the month with libraries hosting several activities. February is also the month the Information Service is focusing on health with various displays and activities ongoing. Libraries are working with CL&D colleagues on attendance at a number of community open days and Jobs fairs where libraries can offer particular information and promote their services to the wider community.</p>
February 2011		87,822						<p>Several community libraries: Cornhill, Culter, Ferryhill, Mastrick and Northfield continued to show an increase in visitors during the month with Airyhall and Kincorth showing an increase from tea same period last year. the closure of Linksfield library has impacted on the overall city-wide</p>

March 2011		99,083						There has been an increase in the use of Information Centre in the central Library and outreach activities at Seaton project, Woodside CAP and Kincorth CAP.
------------	---	--------	--	--	--	---	---	--


Priority 03 - Learning in the Wider Community

03.01 - Encourage people of all ages to play an active role in their learning in order to maximise their potential

Action		Due		Progress	Managed By
ECS-SP 03.01a	Develop and implement the Aberdeen Learning Strategy outlining key developments and improvements of city learning services	31 Mar 2013		Work ongoing <div style="width: 75%; background-color: #4f81bd; height: 10px; margin: 2px 0;"></div> 75%	Sohail Faruqi

Progress Overview


08 Mar 2011 The Aberdeen Learning Strategy is currently being implemented as part of our Service Plan priorities.

Action		Due		Progress	Managed By
ECS-SP 03.01b	Implement the recommendations of the Scottish Schools (Parental Involvement) Act 2006	31 Dec 2010		Complete - On schedule <div style="width: 100%; background-color: #4f81bd; height: 10px; margin: 2px 0;"></div> 100%	Sheila Sansbury

Progress Overview

23 Dec 2010 Report presented to Education, Culture and Sport Committee on 18 November 2010, informing that the arrangements to establish an Aberdeen City Parent Forum had been implemented. The Forum complements the termly meetings structure for all Parent Councils and helps to enhance effective representation. It also enhances effective communication between parents and the Authority.

The new Forum consists of up to twenty-four representatives, two drawn from each Associated Schools Group (ASG). To date the Forum has met on four occasions and is quickly beginning to establish itself. A Chair and other appropriate office bearers have been selected and Terms of Reference are being finalised.

Action		Due		Progress	Managed By
ECS-SP 03.01c	Facilitate high quality adult learning services with a particular focus on youth and adult literacy and numeracy	31 Mar 2013		Work ongoing <div style="border: 1px solid black; width: 100px; height: 15px; background-color: #add8e6; margin: 2px 0;">26%</div>	Gail Woodcock

Progress Overview

21 Apr 2011 A series of 6 writing workshops were held by the Libraries Service as part of the city's 50+ Festival. 4 reading groups have been established by library staff, meeting monthly and supported by a developing multiple copy collection. Impact on Literacy and numeracy - figures to date: 130 new titles added to literacy collections. 3,150 items have been issued to 697 individual readers.

Good Practice Awards in Adult Learning were received by the Healthy Minds Team for engaging and working with learners with mental health issues and the South Adult Literacies Team who were part of a North of Scotland wide collaborative project which resulted in a very successful conference for adult literacies learners organised and run by learners for learners.


Adult Learning was part of a Community Service group which was highly commended in the Community Service Awards held in Glasgow. Three learners carrying out Community Service Orders completed their John Muir Awards and SCQF4 Working with Others after taking part in a beach clean up at the Torry Battery.

Action		Due		Progress	Managed By
ECS-SP 03.01d	Every learner will have a personal learning plan developed following assessment of their skills, competencies and needs	31 Mar 2013		<div style="border: 1px solid black; width: 100px; height: 15px; background-color: #add8e6; margin: 2px 0;">0%</div>	Gail Woodcock

Progress Overview

21 Apr 2011 Work towards this action will commence in 2011/12. Process to be developed to enable monitoring and reporting to assess achievement of outcomes.


Priority 03 - Learning in the Wider Community 03.02 - Enable an economically active population

Action		Due		Progress	Managed By
ECS-SP 03.02a	Agree citywide strategies to close the opportunities gap	31 Mar 2013		Work ongoing <div style="border: 1px solid black; width: 100px; height: 15px; background-color: #add8e6; margin: 2px 0;">75%</div>	Gail Woodcock

Progress Overview

06 May 2011 Course ceased currently as a result of the Integrated Communities team re structuring

Priority 03 - Learning in the Wider Community
03.03 - Improve engagement and sustained involvement of all people in the learning process

Action		Due	Progress	Managed By
ECS-SP 03.03a	Engage with 'hard to reach' communities and individuals working with front line services and agencies to identify and assess needs	31 Mar 2013	 Work ongoing <input type="text" value="00%"/>	Gail Woodcock

Progress Overview				
<p>25 Feb 2011 Neighbourhood Planning is funding a Cash In Your Pocket information event in Seaton to promote local services.</p> <p>Two "Steps to Work" pilot events being held during March in Seaton and Woodside to encourage the use of local services and begin the transition toward work.</p> <p>Ongoing development work with the Woodside Community Planning and Regeneration Network to assist with expanding their membership and representation.</p> <p>Hosting of Stockethill and Cornhill Celebration Weekend event in February to encourage participation in local learning activities at both Community centres and promote local services and businesses.</p> <p>Large and small scale site based regeneration projects in greater Northfield and Mastrick engaging local residents and school pupils to develop and oversee improvements including activity based site events to attract/engage otherwise unengaged/hard to reach audience</p> <p>CL&D organised -</p> <ul style="list-style-type: none"> · Northfield themed learning events series January-March 2011 · Mastrick - themed celebration days with multi agency involvement <p>Neighbourhood Planning supported the re-establishment of Friends of Duthie Park in 2010, culminating in the first AGM and subsequent reforming of the committee. NP provided back office support e.g. paperwork, minutes, publicity. This support is ongoing - members come from throughout the city .</p> <p>Neighbourhood Planning supported the Your Culter Day in October 2010 to encourage local residents to engage with services, voluntary groups and agencies operating in the neighbourhood. part funding from NP. Services included Fire and Rescue (who had over 100 referrals) ACC Home Safety Unit (who had approx 50 referrals), social work, libraries, city wardens, planning (who had approx 50 enquiries) sports, various local groups.</p> <p>Neighbourhood Planning will be working with the Kincorth Learning Partnership to encourage 16 - 19 year olds to engage with local employers at an event 22 March 2011 to support unemployed young people into work or training.</p>				

Action		Due	Progress	Managed By
ECS-SP 03.03c	Strengthen Lifelong Learning Forum through appropriate membership	31 Mar 2013	<input type="text" value="0%"/>	Gail Woodcock

Progress Overview				
<p>24 Feb 2011 Lifelong Learning Forum, membership and operation will be reviewed by Summer 2011.</p>				

Priority 04 - Technology**04.01 - Encourage active and appropriate use of technology to widen learning opportunities**

Action		Due		Progress	Managed By
ECS-SP 04.01a	Embed the use of ICT to enhance learning and teaching	31 Mar 2013		Work ongoing <input type="text" value="24%"/>	David Wright

Progress Overview

08 Mar 2011 Education Rolling Programme for ICT in Schools - The current financial year plan has been completed. The additional plans to increase capacity of ICT suites to allow larger teaching groups has been completed for those who replied in the first batch. There have been recent requests of which some have been possible and others are dubious because of timing and budget spending status. Plans have been agreed for work to be done in the next financial year. These plans involve some work for educational establishments, renewal of switches, internal wireless networking and a fund for essential refresh and refining of work done in the last phase to ensure good contexts for teaching and learning, and also corporate items.

The Library & Information Service is working in partnership with Aberdeenshire Library and Information Services to implement e-book lending. Information literacy skills training packages are being developed by the Library Information Service. Outreach activities will include taster sessions and workshops on the use of online resources. Training is also being developed in Web 2.0 technology and social networking.

Action		Due		Progress	Managed By
ECS-SP 04.01b	Develop a Technology Strategy for Education, Culture and Sport	31 Mar 2013		Work ongoing <input type="text" value="0%"/>	David Wright

Progress Overview

08 Mar 2011 Wireless Access in Schools - Every effort is being made to complete this project in the current financial year. With recent events this is looking less likely but the pressure to complete is still being maintained. Approval has been given to allow working over weekends to try to meet deadlines. This has implications for the budget. The health and safety issues have been completed but they will push the budget into an overspend. The work to be done by local technical teams has highlighted the need to change the telephone systems which will give overall benefit to the council by reducing telephone revenue costs but will also increase the demand on the budget. Schools have changed the order of work pushing the timeframe beyond the end of the financial year.

Glow - The ICT Education Team continues its support of schools in the new aspects of Glow: Glow Light, blogs, wikis and the new resources - many schools are using blogs for interesting projects, central staff are being supported in their usage. Support in ensuring pupils have their logins to Glow continues. Glow user names have been issued to all schools and all pupils should be able to access Glow before the planned timescale. The Glow National Team, with the support of the ICT Education team, continues to support four secondary schools with two projects. There is a review meeting planned for 7 March.

Interactive whiteboard training continues and there were additional days provided for schools for train the trainer and content creation.

Action		Due		Progress	Managed By
ECS-SP 04.01c	Develop user friendly learning websites	31 Mar 2013		Work ongoing <input type="text" value="0%"/>	Neil Bruce

Progress Overview

23 Dec 2010 Library web pages to be developed to allow for increased community information.

Action		Due		Progress	Managed By
ECS-SP 04.01d	Further develop online learning within communities	31 Mar 2013		Work ongoing 33%	Neil Bruce

Progress Overview

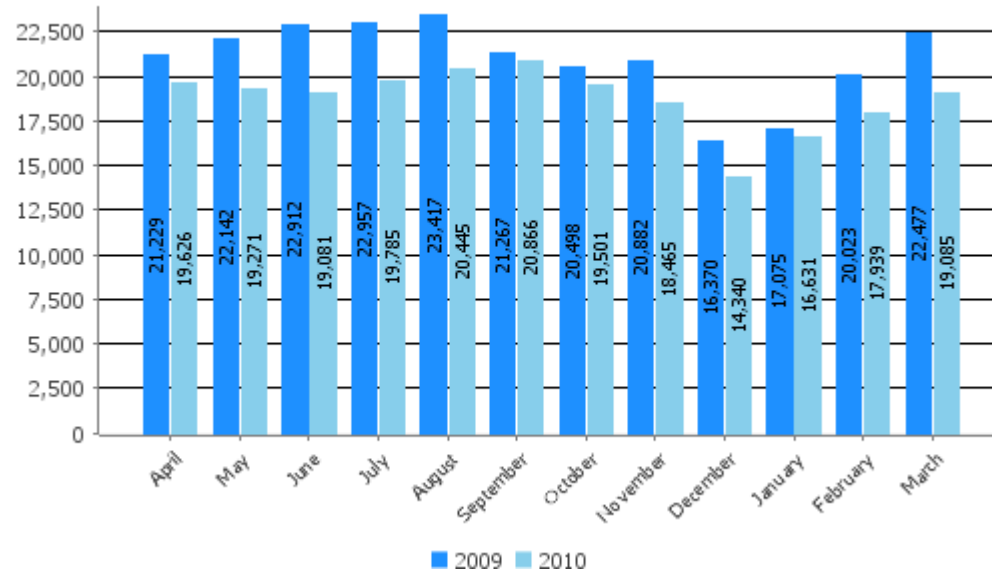
23 Dec 2010 People's Network - Online Services from Public Libraries - the PC replacement rollout programme for 2010/11 is complete maintaining access for all to PCs adequate for accessing internet and learning packages.

Performance







Performance Indicator	Number of times that PC terminals in Learning Centres and Learning Access Points are used						
Objective	Aim to Maximise	Data Source		Red Variance %	5%	Amber Variance %	1%

Number of times that PC terminals in Learning Centres and Learning Access Points are used. Annual value = cumulative monthly values.

ECS Lib PCUse Number of times that PC terminals in Learning Centres and Learning Access Points are used



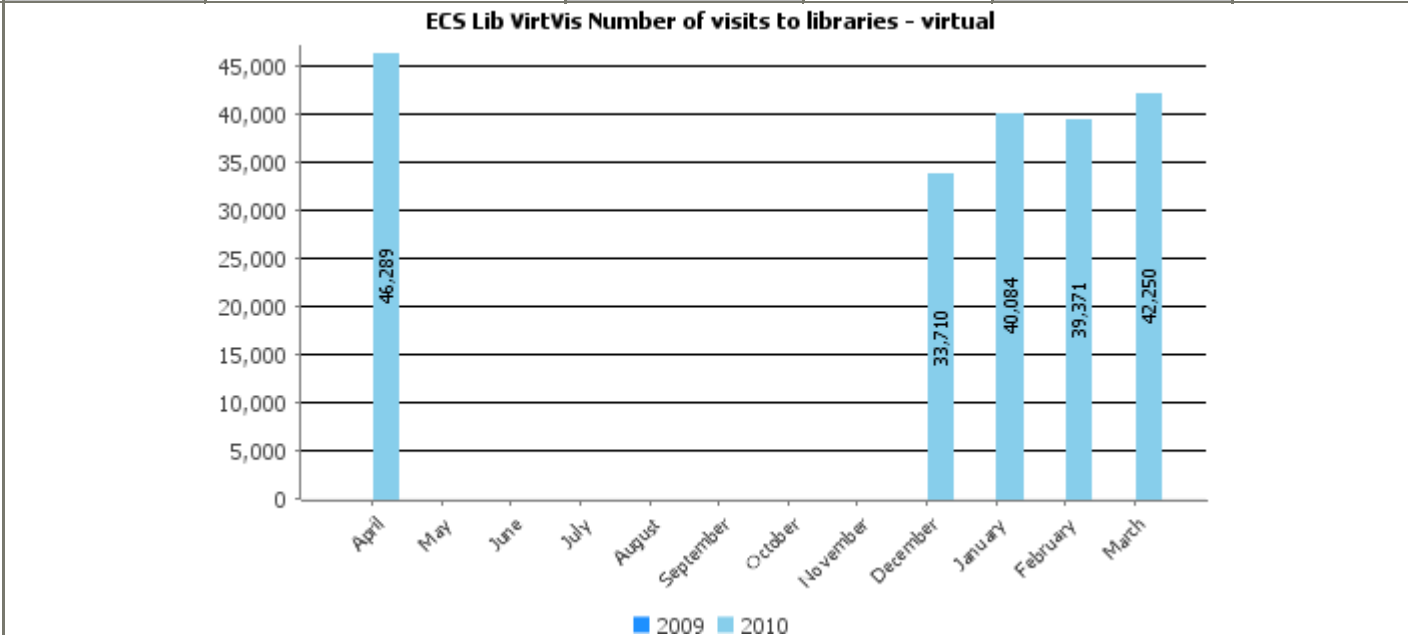
	Status	Value	Target	Numerator	Denominator	Short Trend	Long Trend	Note
2009/10		251,249						
2010/11		225,035						
	Status	Value	Target	Numerator	Denominator	Short Trend	Long Trend	Note
January 2011		16,631						PC usage suffered some small interruptions during the month at Bucksburn where 2 PCs suffered faults and routine IT work on 21st January prohibited access from 4-5pm. Wifi was down at

								all Community Libraries due switches being changed on 22/1/11 and a PC in Central Lending was out of operation from 27 Jan 14:40pm - 31 Jan 11:15am.
February 2011		17,939						While PC usage shows a drop overall from this time last year there has been an increase in usage at Airyhall, Brdige of Don, Torry and Woodside community libraries. Wifi usage continues to rise across the city.
March 2011		19,085						Major work involving the relocation of servers to Atos along with problems with networks and in particular the Education network in the Bucksburn area have affected PC access resulting in a downturn in usage. Overall figures are affected by the loss of Linksfield Library and the reduced number of hours open this March.




Performance Indicator	Number of visits to libraries - virtual						
------------------------------	--	--	--	--	--	--	--

Objective	Aim to Maximise	Data Source		Red Variance %	20%	Amber Variance %	5%
------------------	-----------------	--------------------	--	-----------------------	-----	-------------------------	----



Number of virtual visits (webpage hits) to libraries.
Annual value = cumulative monthly values.





	Status	Value	Target	Numerator	Denominator	Short Trend	Long Trend	Note
2009/10		17,255				↑	↑	
2010/11		201,704				↑	↑	
	Status	Value	Target	Numerator	Denominator	Short Trend	Long Trend	Note
January 2011		40,084				↑	↑	
February 2011		39,371				↓	↓	Web page hits continue to increase as more people renew and reserve items online. We continue to develop online services by adding to the collection of online subscription databases with funderfinder now available via the Library Service web pages along side News UK, Times

March 2011		42,250						Online access to library services continues to rise despite several disruptions during March including the relocation of servers to Atos and some network issues. In particular family history resource Ancestry has seen a large rise as a result of our programme of taster sessions and new course on family history currently being piloted at Dyce Community Centre and Dyce Library.
------------	---	--------	--	--	--	---	---	--

Priority 05 - Health and Wellbeing
05.01 - Encourage people to get involved in recreational activities, leisure pursuits and a wide variety of sports maximising the social, educational, health and economic health benefits

Action		Due		Progress	Managed By
ECS-SP 05.01a	Complete creation of Sport Aberdeen to deliver efficient and effective provision of sports and leisure activities to the City	31 Mar 2013		Complete 	Neil Bruce


Progress Overview
 14 Jul 2010 The transfer of Aberdeen City Council's sports facilities to Sport Aberdeen took place on 9 July 2010. Sport Aberdeen has established workable financial arrangements which will enable it to operate and develop the services in an efficient manner helping to achieve the Council's strategic and financial objectives.

Action		Due		Progress	Managed By
ECS-SP 05.01b	Implement 'Fit for the Future' – Sport and Physical Activity Strategy for the City	31 Mar 2013		Work ongoing 	Neil Bruce

Progress Overview
 10 Feb 2011 Fit for the Future, Aberdeen City's Sport and Physical Activity Strategy was launched on 31 August 2009. It defines the strategic direction for sport and physical activity in Aberdeen until 2015.

The Active Aberdeen Forum will convene next in March 2011 to consider the priority based budgeting process and sporting priorities. Sport is considered within the learning strategy as a key means by which health and well being can be improved, and this will be further evidenced in the HGIOCS self evaluation where commissioned services will be evaluated. The team are concluding the planning the benefits to the Sheddocksley pitches agreed as part of the planning gain from the sale of the Oakbank school site. An ongoing review of the funding agreements with local and national sports bodies will form part of the root and branch review of culture and sports organisations. Staff continue to support Sports governing bodies and as part of PBB will review all funding agreements. The process for agreeing community sports hubs will be concluded in March, and the partnership agreement with sportscotland renewed to continue Active Schools.

Action	Due	Progress	Managed By
--------	-----	----------	------------

ECS-SP 05.01d	Increase the number of activities for all children to get engaged in physical activities and sport through Active Schools	31 Mar 2011		Work ongoing	<div style="border: 1px solid black; width: 50px; height: 15px; background-color: #e0e0e0; text-align: center;">90%</div>	Neil Bruce
------------------	---	-------------	---	--------------	---	------------

Progress Overview

11 Apr 2011 Scottish Schools Gymnastics - 10 Teams from Aberdeen travelled to Perth on 20th March to compete in the Scottish Schools Gymnastics National Competition. With top teams from all over Scotland taking part the competition was fierce. 4 Teams managed to stamp their mark on the competition walking away with medals. Walker Road Pre-Level 1 - Bronze Medal winners, Dyce & Culter Level 2 - Joint Silver Medal Winners, & Dyce Level 3 - Bronze Medal Winners. Overall a fantastic result for the schools in Aberdeen.

Active Schools gain funding to support student coach education - Active Schools received a funding grant from 2014 communities to help support Students through Coach Education. The main aim of the program is to offer all students in Aberdeen the opportunity to undertake a wide variety of coaching qualifications and to gain invaluable coaching experience following completion of the course. The 2014 Communities fund is about building a legacy of well-being before and beyond the Commonwealth Games. The programme aims to encourage more people to take part or volunteer in sport or physical activity as well as encourage greater community cohesion in the run up to the 2014 Commonwealth Games.

Harlaw & Hazlehead Academies debut teams in Badminton Crombie Cup - Two teams from Harlaw & Hazlehead Academies recently made their debut in the Crombie League, a badminton team competition for youth and school players which was held at the Beach Leisure Centre over dates in Jan, Feb and March. The next block of activity takes place during May 2011.

St Machar ASG - Sports teams from many of the St Machar ASG primaries have been very active this term and putting into practice all they have learnt during training by participating in a wide variety of Active Schools festivals. Woodside Lacrosse Team entered the Active Schools Lacrosse Tournament and played extremely well. The girls football team from Kittybrewster have been attending regular Active Schools football tournaments at Sheddocksley Sports Centre. St Peters Athletics team entered the St Machar ASG/ Grammar ASG Sportshall Athletics Event and came 2nd. Woodside Wildcats Rugby team have attended the Touch Rugby tournaments organised by Active Schools at Sheddocksley. Finally, basketball teams from Kittybrewster, St Peters and Woodside will play in the St Machar ASG Basketball Festival at Aberdeen Sports Village next week. Pupils from Kittybrewster and Sunnybank Primary School and St Machar Academy were recently involved in the launch of the new SFL Communities Cup. The young people were invited to help launch the sponsorship of the new cup with the First Minister, Alex Salmond and AFC Manager, Craig Brown. All the children really enjoyed themselves and it was a great opportunity for them to participate in football at the sports village

Aberdeen Grammar School - Aberdeen Grammar School has been the venue for a number of successful Active Schools primary festivals this term: Netball, Lacrosse and Athletics. Teams from Ashley Road, Mile End, St Joseph's, St Peter's, Cults and Woodside took part in the festivals which provide an opportunity for children from across the City to have some friendly competition.

Dyce ASG - Almost 50 children from Dyce Primary & Dyce Academy have been enjoying hip hop lessons this term on Wednesday afternoons after school. The sessions run for P1 - 3's, P4 - 5 & P6 - S3's. The clubs are open to both boys and girls and are thoroughly enjoyed by all who attend. Some of the children were selected to take part in the dance element of a fashion show at Union Sq in the coming months.

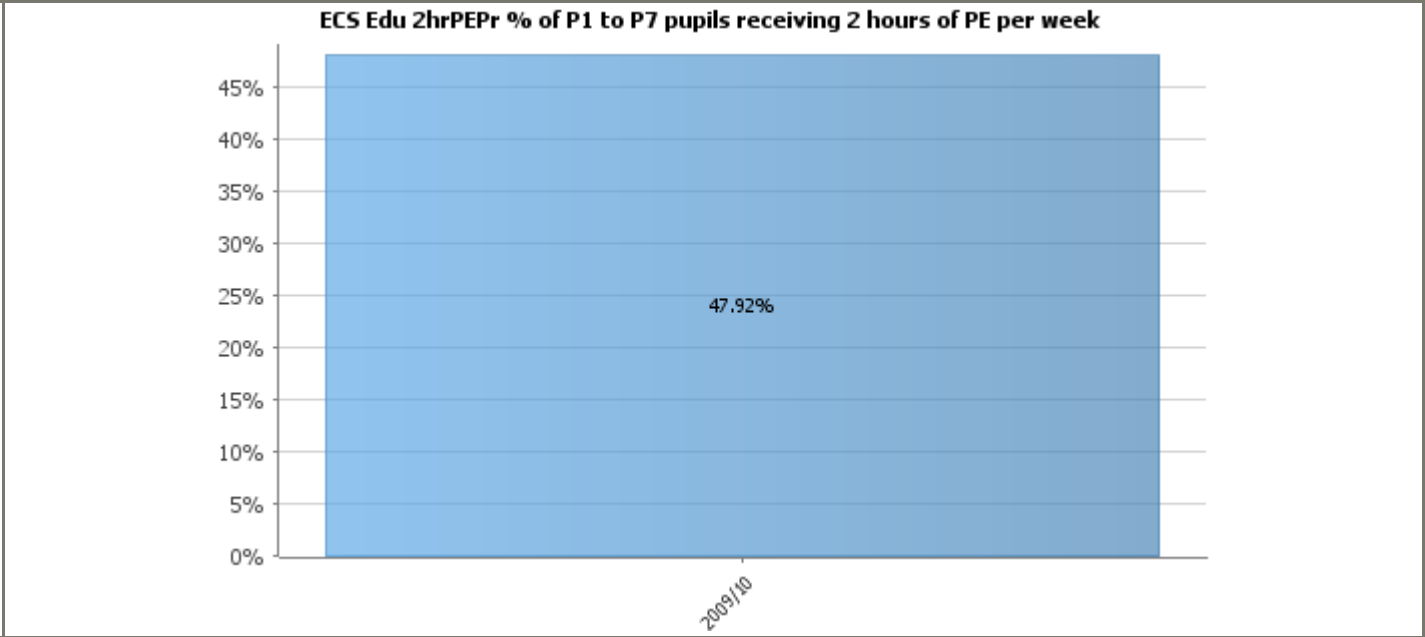
Kincorth & Torry ASG - As the Active Schools Fun Run series is about to get underway in the summer term, a pilot 4 week series was set up in Torry for P5-7 children. With the assistance of school staff the races have proved successful and we have had over 60 children register. Also keeping in with the running theme, the termly Cove inter-schools race went ahead on Tuesday 22nd March with another 60 children taking part at the event held this time at Loirston Primary, with Charleston regaining the girls trophies and Loirston keeping the boys trophies. Well done to all who have taken part and helped in both sessions

ASN Update - Throughout this term pupils Hazlewood school have been participating in Exercise to music sessions. These sessions have been extremely successful. The exercise content within the sessions helps build on the children's coordination and the music allows them to express themselves with the music. Woodlands School have been keeping active this term with Athletics and Boccia sessions. The athletics sessions are taking place within Aberdeen Sports Village, where the pupils can participate in different events such as hurdles and throwing techniques. This is building their coordination and movement skills.

Performance

Performance Indicator	% of P1 to P7 pupils receiving 2 hours of PE per week						
Objective	Aim to Maximise	Data Source	Scottish Government	Red Variance %	5%	Amber Variance %	1%

% of P1 to P7 pupils receiving 2 hours of PE per week. This outcome is embedded within Curriculum for Excellence which all councils are committed to delivering.



	Status	Value	Target	2hr PE	Total Schools	Short Trend	Long Trend	Note
2009/10		47.92%		23	48			Figures published by Scottish Government on 29/11/10. Range of provision for schools not delivering 2 hours PE is 45 to 150 minutes. (Data last collated by Scottish Government in 2004/05)
2010/11								
	Status	Value	Target	2hr PE	Total Schools	Short Trend	Long Trend	Note

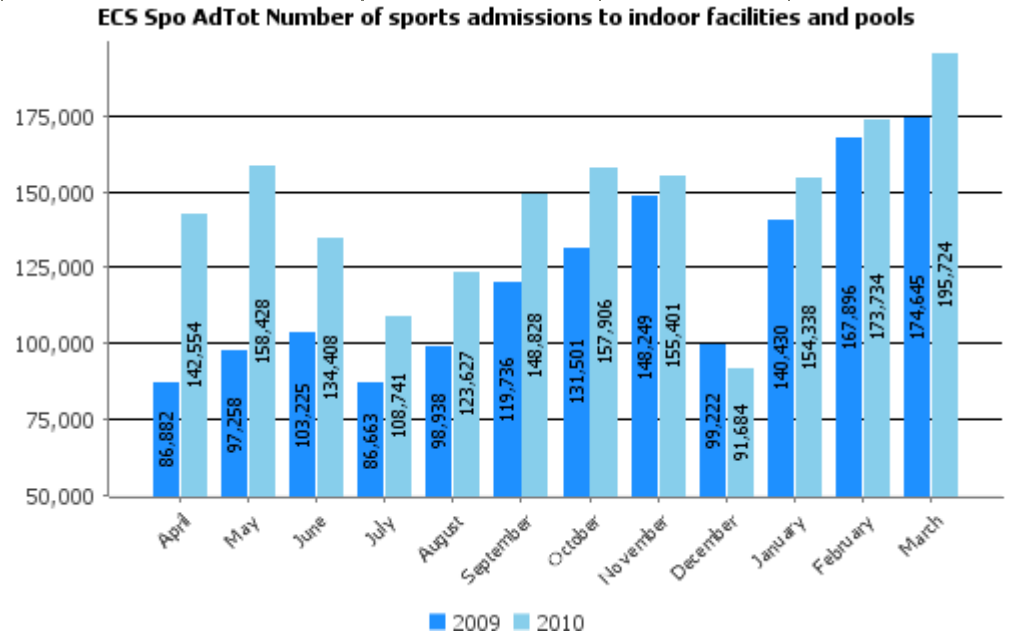
Performance Indicator	% of S1 to S4 pupils receiving 2 hours of PE per week												
Objective	Aim to Maximise	Data Source	Scottish Government	Red Variance %	5%	Amber Variance %	1%						
<p>% of S1 to S4 pupils receiving 2 hours of PE per week. This outcome is embedded within Curriculum for Excellence which all councils are committed to delivering.</p>	<p style="text-align: center;">ECS Edu 2hrPESe % of S1 to S4 pupils receiving 2 hours of PE per week</p> <table border="1"> <caption>Chart Data</caption> <thead> <tr> <th>Year</th> <th>Percentage</th> </tr> </thead> <tbody> <tr> <td>2009/10</td> <td>16.67%</td> </tr> </tbody> </table>									Year	Percentage	2009/10	16.67%
	Year	Percentage											
2009/10	16.67%												
	Status	Value	Target	2Hrs PE	Total Schools	Short Trend	Long Trend	Note					
2009/10		16.67%		2	12			Figures published by Scottish Government on 29/11/10. Range of provision for schools not delivering 2 hours PE is 54 to 165 minutes. (Data last collated by Scottish Government in 2004/05)					
2010/11													
	Status	Value	Target	2Hrs PE	Total Schools	Short Trend	Long Trend	Note					

Performance Indicator	Number of young people participating in and achieving accreditation through awards programmes																
Objective	Aim to Maximise	Data Source		Red Variance %	20%	Amber Variance %	5%										
Number of young people participating in and achieving accreditation through awards programmes	<p style="text-align: center;">ECS Edu Awards Number of young people participating in and achieving accreditation through awards programmes</p> <table border="1"> <caption>Data for Bar Chart</caption> <thead> <tr> <th>Year</th> <th>Value</th> </tr> </thead> <tbody> <tr> <td>2007/08</td> <td>173</td> </tr> <tr> <td>2008/09</td> <td>174</td> </tr> <tr> <td>2009/10</td> <td>522</td> </tr> </tbody> </table>									Year	Value	2007/08	173	2008/09	174	2009/10	522
	Year	Value															
2007/08	173																
2008/09	174																
2009/10	522																
	Status	Value	Target	Numerator	Denominator	Short Trend	Long Trend	Note									
2009/10		522	174					Duke of Edinburgh - 450 (Bronze 230; Silver 170; Gold 50); Dynamic Youth - 30; Youth Achievement - 42									
2010/11			174														
	Status	Value	Target	Numerator	Denominator	Short Trend	Long Trend	Note									




Performance Indicator	Number of young people involved in Fairer Scotland Fund activities																
Objective	Aim to Maximise	Data Source	Fairer Scotland Fund	Red Variance %	20%	Amber Variance %	5%										
Number of young people involved in Fairer Scotland Fund activities	<p style="text-align: center;">ECS Edu FSF Number of young people involved in Fairer Scotland Fund activities</p> <table border="1"> <caption>Data for Bar Chart</caption> <thead> <tr> <th>Year</th> <th>Number of young people involved</th> </tr> </thead> <tbody> <tr> <td>2007/08</td> <td>6,533</td> </tr> <tr> <td>2008/09</td> <td>6,724</td> </tr> <tr> <td>2009/10</td> <td>8,947</td> </tr> </tbody> </table>									Year	Number of young people involved	2007/08	6,533	2008/09	6,724	2009/10	8,947
	Year	Number of young people involved															
2007/08	6,533																
2008/09	6,724																
2009/10	8,947																
	Status	Value	Target	Numerator	Denominator	Short Trend	Long Trend	Note									
2009/10	✓	8,947	7,396			↑	↑	A variety of work with children and young people has been supported over 2009/10 - under 12s work and the Youth Flat in Middlefield; youth work in Fersands, Tillydrone, George Street, Stockethill and Torry; Feeling Great events; a youth drumming band; community sports and activities; Music 4U; youth IT provision; teenage pregnancy per support; alcohol early intervention; Family Liaison Officer in Torry; and health information provided through the Reading Bus.									
2010/11			7,396			?	?										

Performance Indicator	Number of sports admissions to indoor facilities and pools						
Objective	Aim to Maximise	Data Source		Red Variance %	20%	Amber Variance %	10%

Combined monthly sports admissions to indoor facilities and pools. Monthly target is 1/12th of annual target. Annual value = cumulative monthly values.




	Status	Value	Target	Numerator	Denominator	Short Trend	Long Trend	Note
2009/10	✓	1,454,645	1,416,394			↑	↑	
2010/11	✓	1,745,373	1,451,803			↑	↑	
	Status	Value	Target	Numerator	Denominator	Short Trend	Long Trend	Note
February 2011	✓	173,734	100,296.08			↑	↑	Aggregated admission levels for February 2011 demonstrate both monthly and cumulative growth against 2010 figures which, given the 'loss' of admissions (c.50,000) arising from the removal of Linksfield and Dyce Swimming Pool figures from the dataset reflects positively on the performance throughout the 11 month period. On this basis,

								and whilst a proportion of the cumulative increase has been influenced by the compensatory reinstatement and/or inclusion of additional facilities (i.e. Linx Ice Arena/Beacon Sports Centre) the year-end figures, based on the current cumulative position, are likely to demonstrate year-on-year growth of around 22-24%. Although achievement of similar levels of growth would not be expected in 2011/12 as facility development and comparative data will, effectively, settle down into a more sustainable pattern, admission levels will, in all likelihood, continue at levels in advance of the present targets which may necessitate further adjustment of the baseline figures.
March 2011		195,724	100,296.08					Aggregated admission levels for March 2011 demonstrate both monthly and cumulative growth against 2009/2010 figures which, given the 'loss' of admissions (c.40,000) arising from the removal of Linksfield and Dyce Swimming Pool figures from the dataset and even when counter-balanced by around 80,000 'new' admissions arising from the re-instatement of both the Linx Ice Arena and Beacon Centres, reflects positively on the City's performance throughout the 12 month period. Although falling slightly short of the mid-year predictions for year end outcomes, an increase of 19.1% has to be considered to be a significant advance on previous figures and is reflective of the level of investment that the Council and major partners (e.g. University of Aberdeen, sportscotland, NYOP and others) have committed to over the previous 12-24 months. Although achievement of similar levels of growth would not be expected in 2011/12 as facility development and comparative data will, effectively, settle down into a more sustainable pattern, admission levels will, in all likelihood, continue at levels in advance of the present targets which may necessitate further adjustment of the 2011-15 targets to provide for Continuous Improvement factoring

Priority 05 - Health and Wellbeing

05.02 - Encourage people to making positive choices about their diets and lifestyles

Action		Due		Progress	Managed By
ECS-SP 05.02a	Improve the health and wellbeing of pupils and staff via continued development of the Health Promoting Schools initiative	31 Mar 2013		Work ongoing <input type="text" value="33%"/>	Derek Samson

Progress Overview

08 Mar 2011 63 schools in the City achieved commitment level during academic year 09/10 (equating to all but one who have not), 59 schools achieved commended and 7 schools achieved excellence, including the first special school, Hazlewood and secondary school St Machar to gain excellence in Grampian. Aberdeen City has also developed a new model of Health promoting School of Excellence Award which will continue to use the same criteria for excellence but will be a self evaluation model.

Action		Due		Progress	Managed By
ECS-SP 05.02b	Increase the number of health promoting establishments	31 Mar 2013		Work ongoing <input type="text" value="88%"/>	Derek Samson

Progress Overview

08 Mar 2011 Currently on the City Schools Health Focus Group there are representatives from NHS, Sport Aberdeen, Community Learning and Development, school catering services and Grampian Police. Promotion of healthy living also takes place via libraries. Consultation with community partners on local library service and potential for joint working being undertaken via Learning Partnerships

Action		Due		Progress	Managed By
ECS-SP 05.02c	Implement the requirements of Schools (Scotland) Health Promotion and Nutrition Act 2007	31 Mar 2013		<input type="text" value="33%"/>	Derek Samson

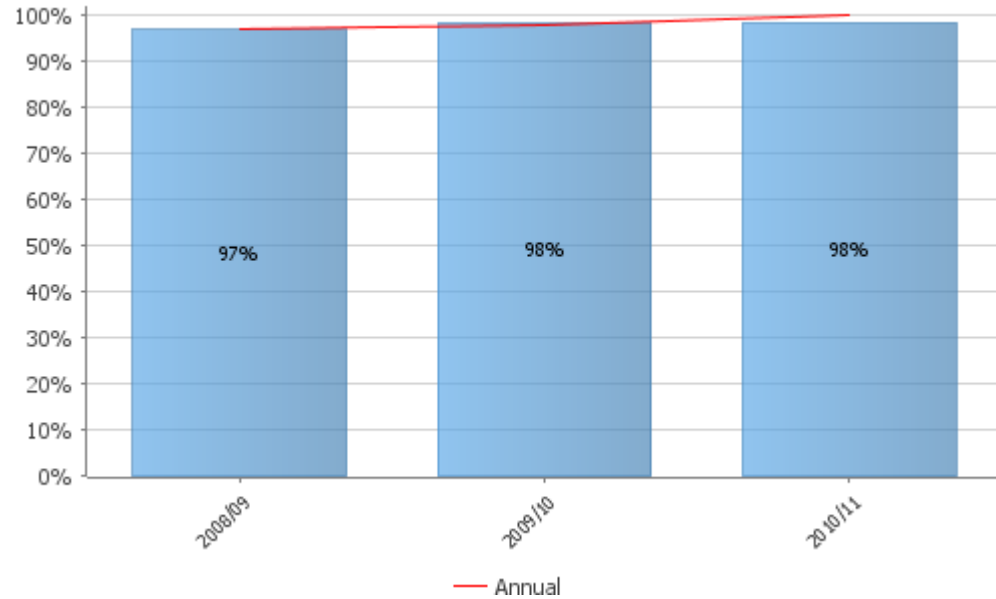
Progress Overview

08 Mar 2011 The Aberdeen City Policy for Schools (Health Promotion and Nutrition)(Scotland) Act 2007 was passed by Education Culture and Sport committee on the 20 January 2011. This policy has since been issued to all schools and will help schools to further establish good practise in their own community. Schools catering services continue to monitor all school meals using the nutmeg analysis tool to ensure that all food service in city schools fulfil the nutritional requirements of the Act.

Performance




Performance Indicator	% schools achieving Health Promoting Schools accreditation						
Objective	Aim to Maximise	Data Source	NHS Grampian	Red Variance %	20%	Amber Variance %	5%

ECS Edu HPS % schools achieving Health Promoting Schools accreditation



% schools achieving Health Promoting Schools accreditation - includes three levels of accreditation - commitment, commended, excellence

	Status	Value	Target	No of health promoting schools	Total no of schools	Short Trend	Long Trend	Note
2009/10	✓	98%	98%	63	64	↑	↑	The concept behind Health Promoting Schools is that health promotion is not only taught within the classroom but is reinforced throughout all aspects of school life and through partnership working with the wider community. A health promoting school works to provide children and young people with the confidence, skills,

2010/11		98%	100%	63	64			63 out of 64 schools are registered in the Health Promoting Schools Initiative. All registered schools have achieved Commitment status; 59 have achieved Commended status and 7 Excellence status.
---------	---	-----	------	----	----	---	---	--

Performance Indicator	% Schools achieving Health Promoting Schools Excellence Accreditation																
Objective	Aim to Maximise	Data Source	NHS Grampian	Red Variance %	20%	Amber Variance %	5%										
	<p>ECS Edu HPSExc % Schools achieving Health Promoting Schools Excellence Accreditation</p> <table border="1"> <caption>Data for Bar Chart</caption> <thead> <tr> <th>Year</th> <th>Percentage</th> </tr> </thead> <tbody> <tr> <td>2008/09</td> <td>2%</td> </tr> <tr> <td>2009/10</td> <td>3%</td> </tr> <tr> <td>2010/11</td> <td>11%</td> </tr> </tbody> </table>									Year	Percentage	2008/09	2%	2009/10	3%	2010/11	11%
Year	Percentage																
2008/09	2%																
2009/10	3%																
2010/11	11%																
	Status	Value	Target	No of Excellence schools	Total no of schools	Short Trend	Long Trend	Note									
2009/10		3%	5%	2	64			During 2009/10 Aiyhall and Milltimber Primary Schools achieved Excellence Status as a health promoting school									
2010/11		11%	5%	7	64			During 2010/11, Danestone, Manor Park and Tullos Primary Schools achieved Excellence level as did St Machar Academy. Hazlewood School became the first special needs school in the region to be awarded Excellence level.									

Performance Indicator	Number of schools with Healthy Working Lives Award																
Objective	Aim to Maximise	Data Source		Red Variance %	5%	Amber Variance %	1%										
	<p style="text-align: center;">ECS Edu HWL Number of schools with Healthy Working Lives Award</p> <table border="1"> <caption>Chart Data</caption> <thead> <tr> <th>Year</th> <th>Value</th> </tr> </thead> <tbody> <tr> <td>2009/10</td> <td>1</td> </tr> <tr> <td>2010/11</td> <td>0</td> </tr> <tr> <td>2011/12</td> <td>0</td> </tr> </tbody> </table>									Year	Value	2009/10	1	2010/11	0	2011/12	0
Year	Value																
2009/10	1																
2010/11	0																
2011/12	0																
	Status	Value	Target	Awarded	Total Schools	Short Trend	Long Trend	Note									
2009/10		1						Milltimber primary school has achieved a bronze Healthy Working Lives Award. The school is the first in the NHS Grampian Region to achieve this award and are now looking forward to working towards their 'Silver' level. This is a very difficult award to gain for schools.									
2010/11																	
	Status	Value	Target	Awarded	Total Schools	Short Trend	Long Trend	Note									

Priority 05 - Health and Wellbeing
05.03 - Environmental sustainability

Action		Due	Progress	Managed By
ECS-SP 05.03b	Promote healthy travel options	31 Mar 2013	<input type="text" value="0%"/>	Charlie Penman

Progress Overview

08 Mar 2011 18 teams of 5 from Education, Culture and Sport have entered the 'Walk at Work Step Count Challenge' co-ordinated by Aberdeen City Council in association with Scottish Charity 'Paths for All'. A total of 44 teams from services across the Council have risen to the Challenge. The Challenge commenced on 14 February and continues for a period of 12 weeks during which team members will record their daily step count via pedometer. Weekly team step count totals are submitted to 'Paths for All' for recording.

Action		Due	Progress	Managed By
ECS-SP 05.03c	Increase the number of Eco-Schools within the city	31 Mar 2013	 Work ongoing <input type="text" value="100%"/>	Derek Samson

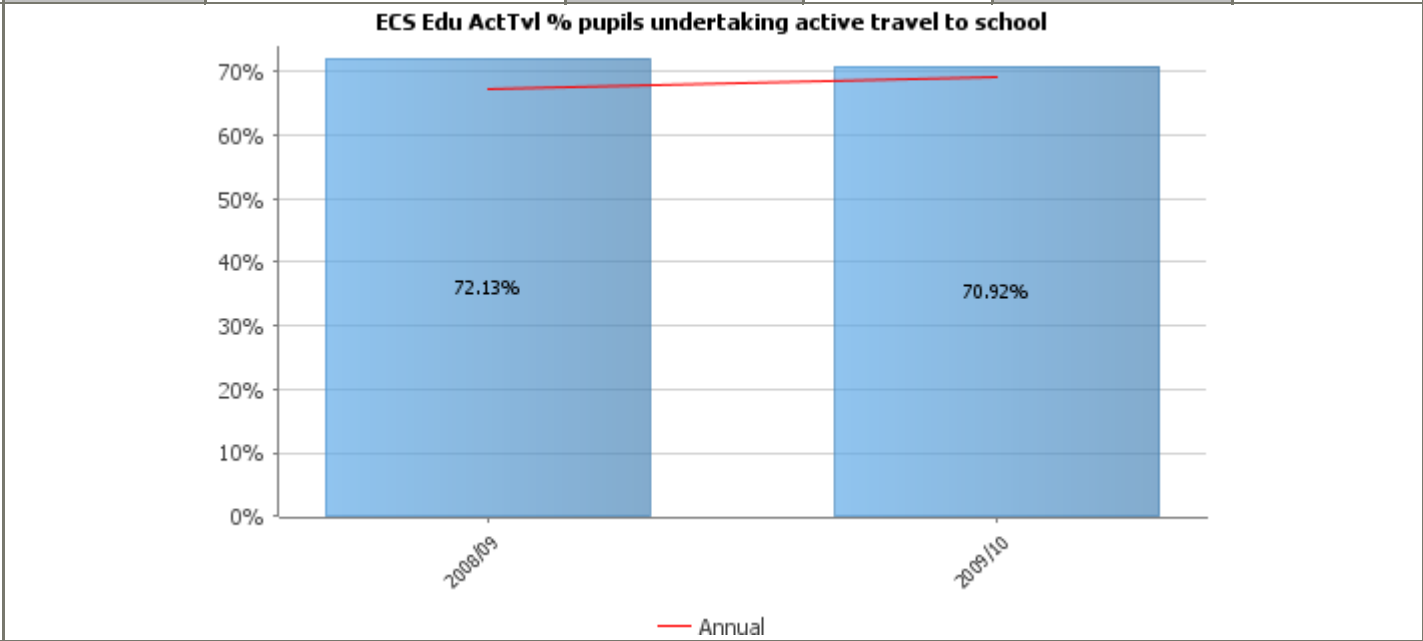
Progress Overview

11 Apr 2011 As of March 2011, 61 out of 64 schools are registered eco-schools (47 Primary; 11 Secondary; 3 Special). A total of 26 green flags have been awarded - 9 primaries, 3 secondaries and one special school had first green flag status - Culter Primary achieved their first green flag during 2010/11; 7 primaries and 2 secondaries had second green flag status - Ashley Road and Scotstown primaries achieved their second green flag during 2010/11; 3 primaries and one secondary had third green flag status.



Performance

Performance Indicator	% pupils undertaking active travel to school						
Objective	Aim to Maximise	Data Source	Hands Up Scotland Survey, Sustrans	Red Variance %	20%	Amber Variance %	5%

Annual National Hands Up Survey undertaken by Sustrans over a one week period in September. Results are published approximately six months following completion of survey. Modes of active travel: walk, cycle, scooter/skateboard, park and stride



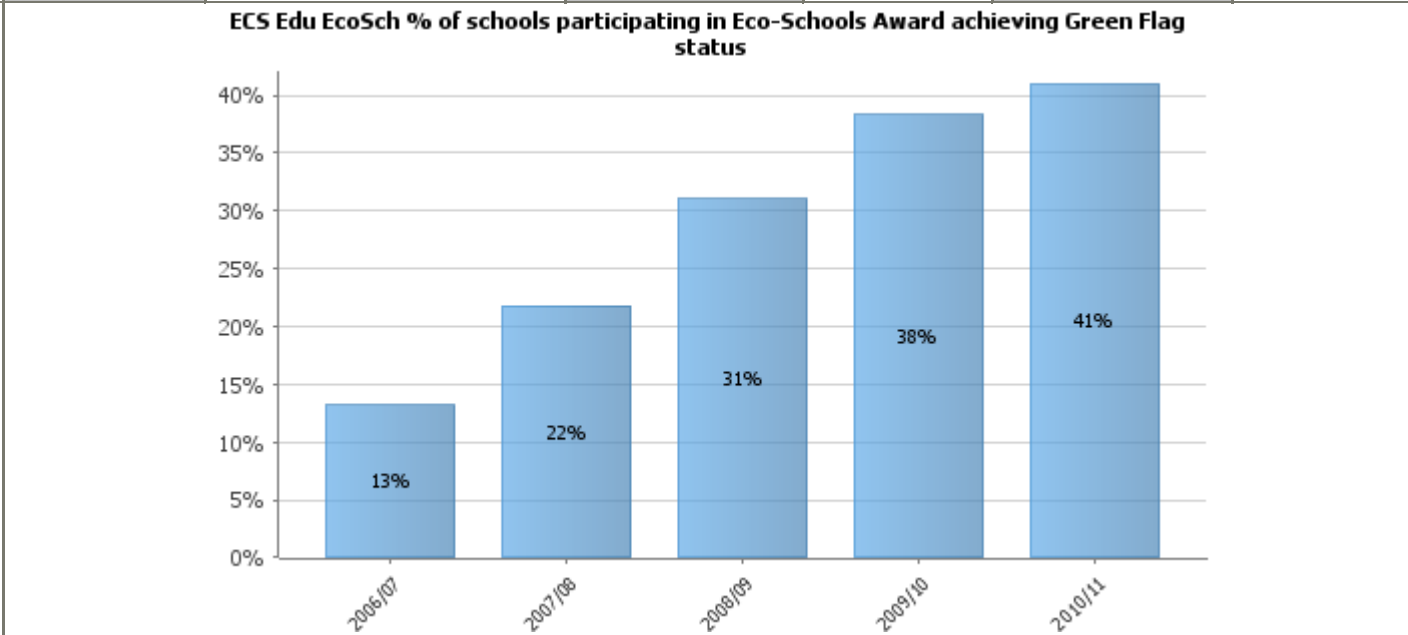
	Status	Value	Target	Active Travel	Total Pupils	Short Trend	Long Trend	Note
2008/09	✓	72.13%	67.3%	11,829	16,400	?	?	
2009/10	✓	70.92%	69.3%	11,550	16,285	↓	↓	The number of pupils walking to school in 2009, 61.4%, has dropped slightly compared to 62.4% in 2008. However, the number of pupils cycling to school has increased from 2.1% in 2008 to 2.3%. In contrast, the percentage of pupils travelling to school by bus has increased from 10.3% in 2008 to 11.7% in 2009.

								http://www.sustrans.org.uk/assets/files/Safe%20Routes/publications/scotland/SRS_Handsup_Scotland_Survey2009.pdf
2010/11			71.3%					Awaiting publication of 2010/11 results.




Performance Indicator	% of schools participating in Eco-Schools Award achieving Green Flag status					
------------------------------	--	--	--	--	--	--

Objective	Aim to Maximise	Data Source	Eco-Schools Scotland	Red Variance %	20%	Amber Variance %	5%
------------------	-----------------	--------------------	----------------------	-----------------------	-----	-------------------------	----

Eco Schools is a recognised award scheme for schools who make a commitment to continuously improve their environmental performance. Schools can work towards their bronze, silver and ultimate green flag awards.




	Status	Value	Target	Green Flag Schools	Eco Registered Schools	Short Trend	Long Trend	Note
2009/10		38%		23	60			Eco Schools is a recognised award scheme for schools who make a commitment to continuously improve their environmental performance. Schools can work towards their bronze, silver and ultimate green flag awards. A fourth green flag means a permanent award. In 2009/10 60 schools were registered eco-schools (46 Primary; 11 Secondary; 3 Special). A total of 23 schools had achieved green flag status - 8 primaries, 3 secondaries and one special school (Hazlewood) had first green flag status; 5 primaries and 2 secondaries had second green flag status; 3 primaries and one secondary had third green flag

2010/11		41%		25	61			As of March 2011, 61 out of 64 schools are registered eco-schools (47 Primary; 11 Secondary; 3 Special). A total of 26 green flags have been awarded - 9 primaries, 3 secondaries and one special school had first green flag status - Culter Primary achieved their first green flag during 2010/11; 7 primaries and 2 secondaries had second green flag status - Ashley Road and Scotstown primaries achieved their second green flag during 2010/11; 3 primaries and one secondary had third green flag status.
	Status	Value	Target	Green Flag Schools	Eco Registered Schools	Short Trend	Long Trend	Note

Priority 06 - Community Engagement in Arts, Culture and Heritage


06.01 - Increase the opportunities for all residents and visitors to engage in arts, culture and heritage activities

Action		Due	Progress	Managed By
ECS-SP 06.01a	Develop and implement 'Vibrant Aberdeen' – A Cultural Strategy for Aberdeen	31 Mar 2013	 Work ongoing <div style="display: inline-block; width: 60px; height: 15px; background-color: #add8e6; text-align: center;">66%</div>	Neil Bruce

Progress Overview


10 Feb 2011 The strategy was launched in Aberdeen University during a cultural conference hosted by InterCult on Friday the 30th of April 2010. The Strategy, developed by the Cultural Forum for Aberdeen, aims to provide the strategic framework to drive culture in the city towards achieving a shared vision and meeting the identified objectives which lie behind this. Within this, the strategy presents the challenges Aberdeen faces in developing culture and the opportunities which must be taken in order to achieve this vision.

The Strategy Team is working with external funding officers to maximise future initiatives in terms of EU funding, in particular those which relate to public space and EU City of Culture. The SOA targets will be reviewed in accordance with the next corporate SOA review by the Strategist representing the sector on the lead officers group. The Lively Cities bid allows for a level of continuing professional development which will increase capacity and knowledge. The public art strategy, currently a work in progress, will provide a framework for achieving planning gain and community benefits opportunities. Progress 15%

Action		Due	Progress	Managed By
ECS-SP 06.01b	Demonstrate and evidence the key role culture can play in all aspects of life including city regeneration	31 Mar 2013	 Work ongoing <div style="display: inline-block; width: 60px; height: 15px; background-color: #add8e6; text-align: center;">75%</div>	Neil Bruce


Progress Overview

22 Dec 2010 Arts Development have developed a WordPress site and Flickr site - <http://artsdevelopment.wordpress.com/> - through which to promote case studies and publicise the services they provide

Action		Due		Progress	Managed By
ECS-SP 06.01c	Engage with hard to reach groups – bring cultural activities to each community	31 Mar 2013		Work ongoing <div style="width: 20%;"><div style="width: 20%;"></div></div> 20%	Neil Bruce

Progress Overview

25 Feb 2011 National Galleries Scotland project - work is continuing on this partnership, Silver City Soul. An exhibition devised in collaboration with representatives of Aberdeen's communities will take place in Aberdeen Art Gallery from 11.2.12 - 24.3.12. The exhibition will be developed through a series of public consultations - the first meeting takes place on 2/3/2011.

Action		Due		Progress	Managed By
ECS-SP 06.01d	Implement a co-ordinated programme of school visits to cultural establishments linked to learning programmes	31 Mar 2013		Complete <div style="width: 100%;"><div style="width: 100%;"></div></div> 100%	Neil Bruce

Progress Overview

25 Feb 2011 The pilot of Aberdeen Art Gallery & Museums Resource Pack for Teachers is ongoing. An evaluation will take place in April 2011 with a report on outcomes due May 2011

Action		Due		Progress	Managed By
ECS-SP 06.01e	Develop virtual resources for virtual online visitors	31 Mar 2013		Work ongoing <div style="width: 31%;"><div style="width: 31%;"></div></div> 31%	Neil Bruce

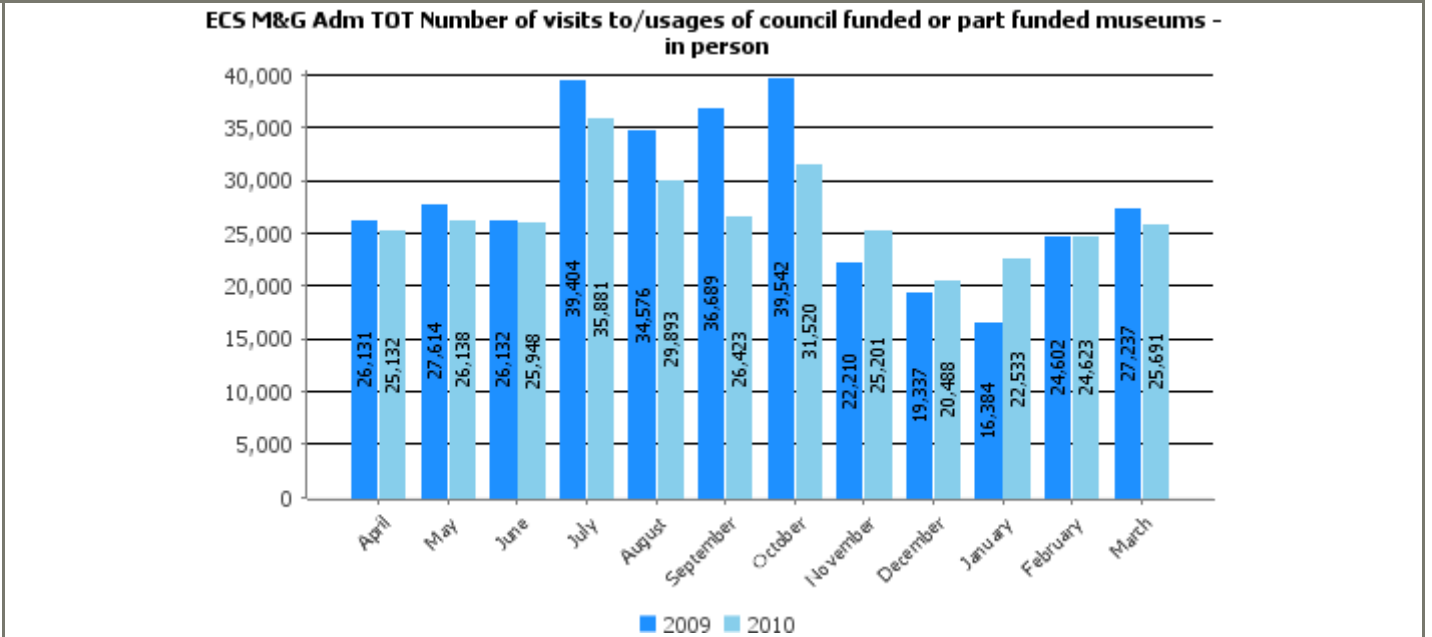
Progress Overview

04 Mar 2011 A Facebook page for Aberdeen Art Gallery & Museums has been launched and small internal working group set up to develop it further in line with a procedure for use of the site. The Facebook site will be used to communicate with new audiences and promote the service's activities. A number of staff will attend a podcasting training course on 28/2/2011 after which a new series of podcasts will be launched. The Library Service are developing a presence on social networking sites.







Performance

Performance Indicator	Number of visits to/usages of council funded or part funded museums - in person						
Objective	Aim to Maximise	Data Source	Museums & Galleries	Red Variance %	5%	Amber Variance %	1%

Number of admissions to Aberdeen's museums and galleries (Aberdeen Art Gallery; Aberdeen Maritime Museum; Cowdray Hall; Provost Skene House; Tolbooth). Annual value = cumulative monthly values

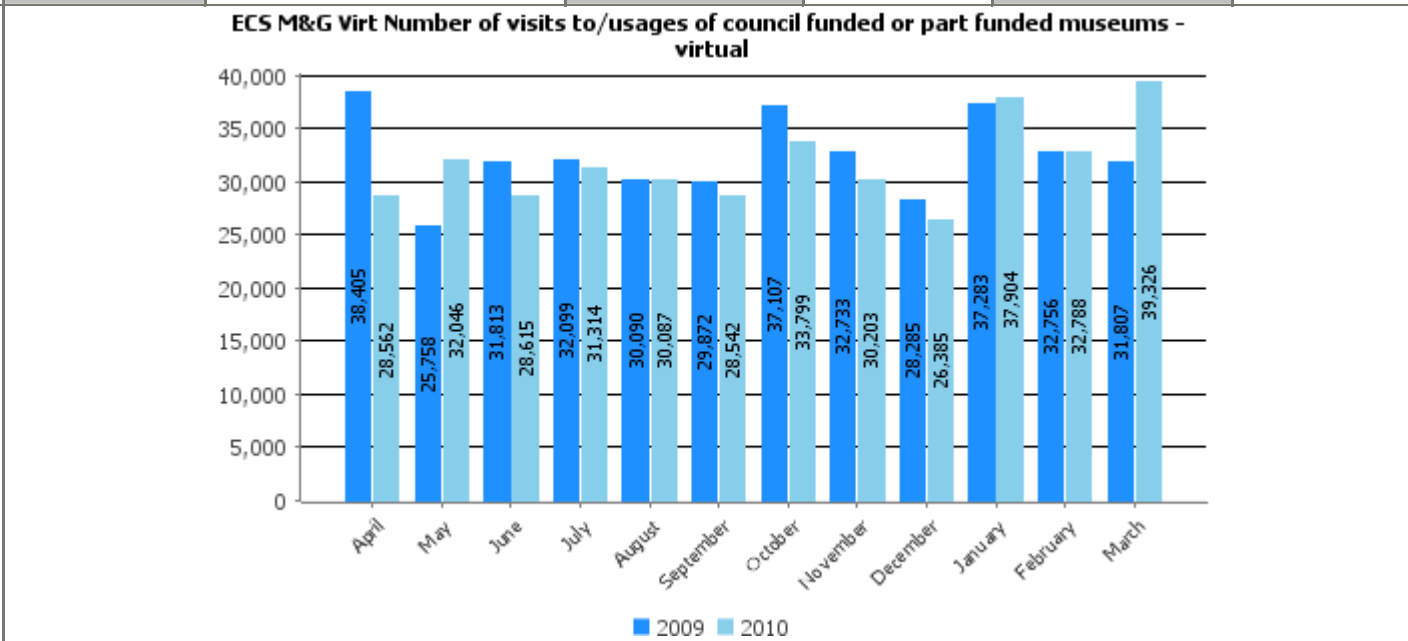


	Status	Value	Target	Numerator	Denominator	Short Trend	Long Trend	Note
2009/10		339,858						
2010/11		319,471						
	Status	Value	Target	Numerator	Denominator	Short Trend	Long Trend	Note
January 2011		22,533						January saw an increase in admissions at all venues in comparison to 2009/10. The BP portrait award at Aberdeen Art Gallery continued to attract visitors throughout its run, there is also a













									new installation – Nasty Piece of Stuff by Jordan Baseman at the gallery. Aberdeen Maritime Museum has photographs on display by Keith Allardyce 'The Caring Profession and Life on the Rocks'.
February 2011		24,623							<p>Slight decrease in number of visitors to Aberdeen Art Gallery compared to 2010. Artist Rooms Diane Arbus exhibition opened 5th February. Back court closed for re-display. Two Lunchtime Talks within the venue. Increase in number of visitors to Aberdeen Maritime Museum compared to 2009 and 2010. Exhibition spaces closed for re-display. Seamarking and What Might Have Been exhibitions opened. One Lunchtime Talk within the venue. Increase in number of visitors to Cowdray Hall compared to both 2009 and 2010. Three hires from external organisation throughout the month. Four Lunchbreak Concerts given as part of our own Lunchbreak Programme. Slight decrease in number of visitors to Provost Skene's House compared to 2009 and 2010. Top Floor of the Museum remains closed. Costume Gallery changeover - Aberdeen's Designer Wardrobe exhibition opened. Increase in number of visitors to Tolbooth Museum compared to both 2009 and 2010. Venue closed for season and only opened for pre-arranged visits.</p> <p>Feedback from Visitor Attractions (The Moffat Centre) states that attractions pertaining to the Aberdeen and Grampian region demonstrate a decrease of -12.9% in visits compared to February 2010. Aberdeen City Museums and Galleries have bucked this trend though and are showing a slight increase in visits compared with the same period in 2010. Overall visits to Scottish attractions were up 0.7% across the Country when comparing February 2011 with February 2010.</p>
March 2011		25,691							

Performance Indicator	Number of visits to/ usages of council funded or part funded museums - virtual						
Objective	Aim to Maximise	Data Source	Museums & Galleries	Red Variance %	5%	Amber Variance %	1%

Number of virtual visits to Council funded or part funded museums. Annual value = cumulative monthly values



	Status	Value	Target	Numerator	Denominator	Short Trend	Long Trend	Note
2009/10		388,008						This year has seen a continued increase in usage of websites to access the collections and collection-related information. In 2008-9 there were 347,640 visits made to the websites run by the service. In 2009-10 388,008 visits were recorded; an increase of 40,368 is attributable to the launch of a revitalised website for the service, www.aagm.co.uk in January 2010 (development work funded by a grant from Museums Galleries Scotland). This redevelopment saw an increased number of images of the collections and many

								new features including curator blogs and improved publicity and promotion pages. Anecdotal evidence indicates that visitors are increasingly using the website to access information about the service, although these general enquiries / hits are not counted for the SPI return. The Aberdeenquest website, which is aimed at young people and families, continues to be popular with schools and maintains a good level of usage during vacation periods suggesting a much wider use beyond schools.
2010/11		379,571						
	Status	Value	Target	Numerator	Denominator	Short Trend	Long Trend	Note
January 2011		37,904						
February 2011		32,788						
March 2011		39,326						


Priority 06 - Community Engagement in Arts, Culture and Heritage
06.02 - Improve the quality and impact of arts, culture and heritage provision across the City

Action		Due		Progress	Managed By
ECS-SP 06.02a	Attract major exhibitions to the City	31 Dec 2013		Work ongoing <div style="width: 19%;"><div style="width: 19%;"></div></div> 19%	Neil Bruce

Progress Overview

25 Feb 2011 The exhibition Diane Arbus: Artist Rooms opened at Aberdeen Art Gallery on 5/2/2011. The exhibition is a partnership project with the Art Fund, the Scottish Government and ARTISTS ROOMS which is jointly owned by Tate and National Galleries Scotland. This exhibition of photographs by one of the great figures of American photography is promoted across the UK, attracting visitors to the city.

The Strategy Team has worked with Arts Development and the External funding officers to gain £250,00 in funding from the EU Lively Cities Programme (NB – this is subject to some confirmations). The recent Scotland/Samoa and Scotland/Faroes internationals were supported in kind and financially by Aberdeen City Council. The Gordon Highlanders commission is agreed with a date in October 2011 for siting in Castlegate. Work on Community Sports Hubs as part of the Games Legacy is due for completion in March 2011 and work is ongoing on a Public art strategy which it is expected will attract future funding and community benefits.

Action		Due		Progress	Managed By
ECS-SP 06.02b	Ensure new and existing venues are fit for purpose and have the capacity for development of cultural activities	31 Dec 2013		Work ongoing <div style="width: 24%;"><div style="width: 24%;"></div></div> 24%	Neil Bruce

Progress Overview

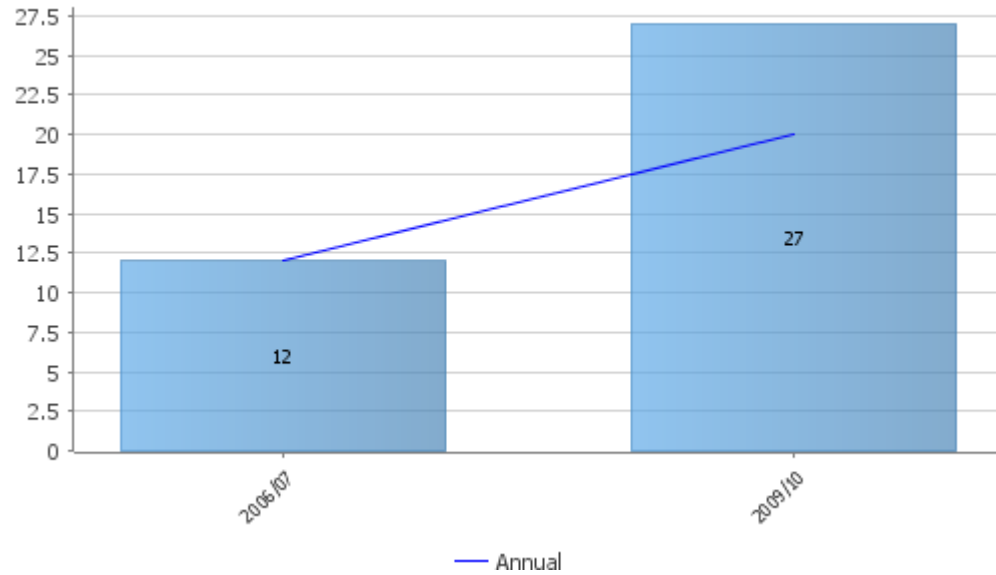
08 Mar 2011 Media Centre Cafe at Central Library - Delays in progression of tender however several social enterprises have noted an interest.

Refurbishment of Adult Learning Floors - Awaiting confirmation of contractors. Legal work completed for contract for self issue machines.

Performance


Performance Indicator	Number of hosted visits by major national or nationally based performance companies							
Objective	Aim to Maximise	Data Source		Red Variance %	20%	Amber Variance %	5%	

ECS Cul NatPerCo Number of hosted visits by major national or nationally based performance companies



	Status	Value	Target	Numerator	Denominator	Short Trend	Long Trend	Note
2010/11			20			?	?	
	Status	Value	Target	Numerator	Denominator	Short Trend	Long Trend	Note

Priority 06 - Community Engagement in Arts, Culture and Heritage
06.03 - Development of meaningful and successful partnerships that increase opportunities available to engage in culture, arts and heritage activities

Action		Due		Progress	Managed By
ECS-SP 06.03a	Develop partnership networks and links with both cultural and non cultural bodies e.g. tourism	31 Dec 2013		Work ongoing <input type="text" value="56%"/>	Neil Bruce

Progress Overview

23 Dec 2010 The Arts Education Team are the lead partner working with Aberdeenshire Council and approximately 60 local music providers to develop an overarching strategic music partnership and vision for music for children and young people in the North East of Scotland. Funding: £180,000 Scottish Arts Council, £12,000 Aberdeenshire Council and £12,000 Aberdeen City Council.


The Arts Education Team had been awarded £10,000 from the Scottish Arts Council and Children in Scotland to establish a creative learning network in the city. The team has been successful in attracting the maximum amount which can be awarded, and the money will be used to develop new and existing creative learning networks, and to champion the arts, culture and creativity in schools and communities within the context of the Curriculum for Excellence.

Two members of staff were part of the Lord Provosts' Delegation that went to Regensburg to celebrate 50 years of the twinning agreement between Regensburg and Aberdeen. As part of the celebration, photographic artwork by the group from Aberdeen was exhibited in the City highlighting partnership working between Arts Development, Aberdeen and Regensburg.

Three members from Aberdeen Potters group went on an exchange to Regensburg Social Initiatives Christmas Market. They travelled to Regensburg in December and sold items on the market.

The 'Common Thread' twinning project was a 6 month long project involving 18 young people aged 14-18 year from Aberdeen, Stavanger, and Regensburg. The aim of the project was to create a contemporary piece of youth theatre to be performed at Aberdeen International Youth Festival.

In 2010 the Museums and Galleries Service worked in partnership with National Galleries Scotland, National Museums Scotland, British Museum, The Royal Collection, National Portrait Gallery, University of Aberdeen, Robert Gordon University, schools and community groups, Arts Education and Arts Development, the Ranger Service, Aberdeen Philatelic Society, the Association of North Sea Cities, Museums Galleries Scotland (MGS), artists, private collectors and individuals to deliver the exhibitions programme.

Action		Due		Progress	Managed By
ECS-SP 06.03b	Recruitment, development and retention of volunteers to support delivery of cultural, arts and heritage type activities	31 Mar 2013		Work ongoing <input type="text" value="0%"/>	Neil Bruce

Progress Overview

22 Dec 2010 Within Arts Development, Community Volunteer sessions have been developed as part of 'Our Story' project; Arts Graduate volunteers have been offered opportunities throughout the year and unqualified volunteers have been supported to offer sessions to community groups.

Library Volunteer Policy group established and developing policy/volunteers handbook


Priority 06 - Community Engagement in Arts, Culture and Heritage**06.04 - Enable creative opportunities for practitioners and artists to retain creative individuals within the City**

Action		Due		Progress	Managed By
ECS-SP 06.04b	Encourage and support artists to produce new and innovative work	31 Mar 2013		Work ongoing <input type="text" value="34%"/>	Neil Bruce

Progress Overview

23 Dec 2010 The research and consultation work undertaken as part of Aberdeen's 'City of Culture' Feasibility Study in 2009 and the development of the 'Vibrant Aberdeen' Cultural Strategy clearly highlighted the requirement to establish a structure which supports the development of contemporary public art in the city. With support from Aberdeen City Council's Cultural Grant scheme a new public art project, 'Art Engagement', has been developed. This project will use various innovative methods to actively consult and involve communities in the development of commissioned public art pieces. This process of community engagement will form the basis for the development of a public art tool-kit and policy which is reflective of the wants and needs of the city and its residents.


Major arts participation project with National Theatre of Scotland and Transition Extreme Sports Ltd using the experience of extreme sports as the inspiration to create new artistic work. Focussing on three schools and their communities, the project culminated in a festival of events during March 2011 at Linksfield Academy.

Action		Due		Progress	Managed By
ECS-SP 06.04c	Ensure culture and the arts becomes an attractive and viable career choice in the City	31 Mar 2013		Work ongoing <input type="text" value="0%"/>	Neil Bruce

Progress Overview

23 Dec 2010 Provide routes into further training to develop a career in dance. Ensure dance artists have access to professional level training. Provide access to vocational training in dance

Priority 06 - Community Engagement in Arts, Culture and Heritage
06.05 - Create and celebrate a cultural identity which is recognised locally, nationally and internationally

Action		Due		Progress	Managed By
ECS-SP 06.05a	Develop a cultural programme reflecting the uniqueness of the area exploiting our unique assets	31 Mar 2013		Work ongoing <input type="text" value="0%"/>	Neil Bruce

Progress Overview


25 Feb 2011 Aberdeen Art Gallery & Museums published a free leaflet providing further information on how granite is used to create Aberdeen Art Gallery, one of the city's finest and most distinctive granite buildings.
 Working with a panel of experts drawn from the granite industry and related industries, Museums and Galleries has devised a programme of learning activities and events, including walks and talks, which will explore our unique granite heritage throughout the month of May. The programme was launched formally in March.

Priority 07 - Helping those with different needs
07.01 - Support children and young people through an integrated children's service with single points of access

Action		Due		Progress	Managed By
ECS-SP 07.01a	Develop, implement and deliver Integrated Children's Service Plan 2010-13	30 Jun 2011		On schedule <input type="text" value="96%"/>	Sheila Sansbury

Progress Overview


11 Apr 2011 ICS Plan now will cover 11-15 to align with the ACC corporate five year business plan

Action		Due		Progress	Managed By
ECS-SP 07.01b	Raise awareness and provide support to help children, young people, their families and carers access services to meet their individual needs within the requirements of Getting It Right For Every Child (GIRFEC)	31 Mar 2013		Work ongoing <input type="text" value="100%"/>	Sheila Sansbury

Progress Overview


11 Apr 2011 Family Information Service now sits

Priority 07 - Helping those with different needs
07.02 - Support vulnerable children to achieve their full potential

Action		Due		Progress	Managed By
ECS-SP 07.02a	Early identification and provision of support to families to help them meet their children's needs	31 Mar 2013		Work ongoing <div style="width: 73%;"><div style="width: 73%;"></div></div> 73%	Sheila Sansbury

Progress Overview

11 Apr 2011 Family Information Service realigned with Integrated Children's Services providing information to parents about all services to children and young people

Action		Due		Progress	Managed By
ECS-SP 07.02b	Improve the engagement, involvement and achievement of the City's looked after children as part of our corporate parenting role	31 Dec 2010		Work ongoing <div style="width: 0%;"><div style="width: 0%;"></div></div> 0%	Sheila Sansbury

Progress Overview

20 Dec 2010 Piloting Family Firm approach with Directors and Marriot Group. Established 16+ Black Group for positive destinations.

Action		Due		Progress	Managed By
ECS-SP 07.02c	Identification and support of young carers	31 Mar 2013		Work ongoing <div style="width: 50%;"><div style="width: 50%;"></div></div> 50%	Gail Woodcock

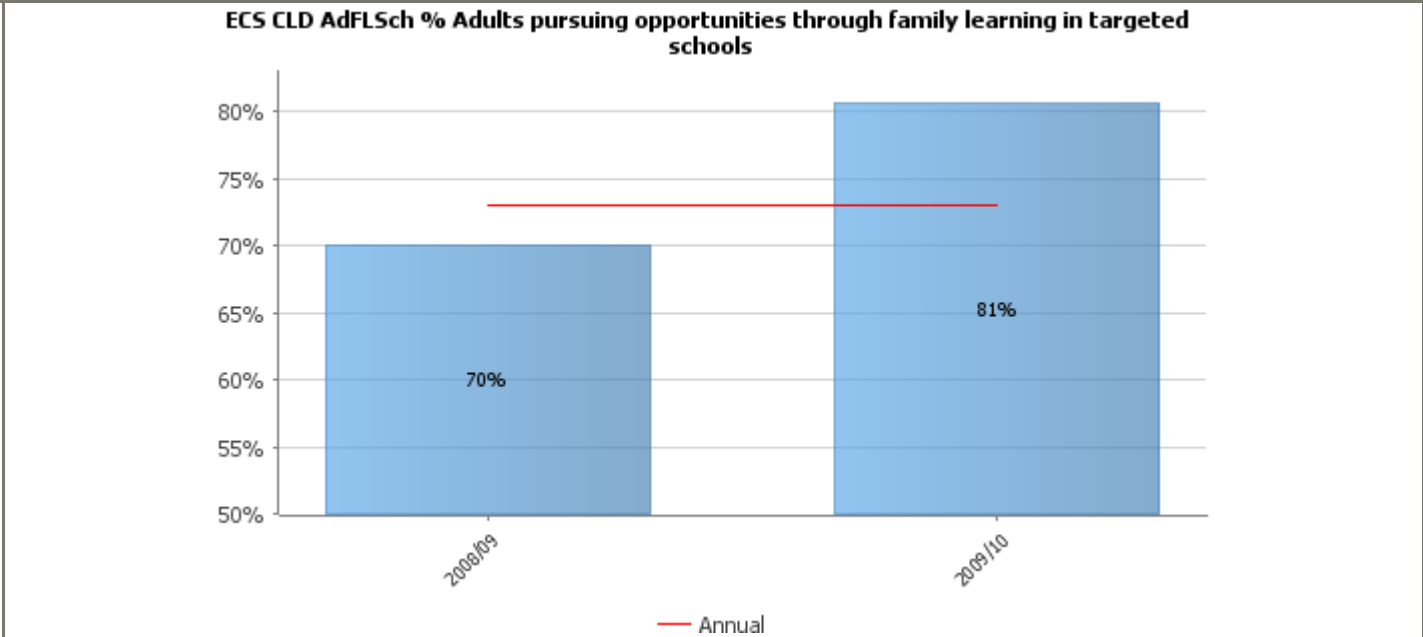
Progress Overview

11 Apr 2011 Young Carers work is supported by VSA in partnership with CLD Services

Performance

Performance Indicator	% Adults pursuing opportunities through family learning in targeted schools							
Objective	Aim to Maximise	Data Source	Family Learning Team	Red Variance %	20%	Amber Variance %	5%	

% adults pursuing opportunities through family learning in targeted schools



	Status	Value	Target	Participants	Enrolments	Short Trend	Long Trend	Note
2010/11			75%			?	?	
	Status	Value	Target	Participants	Enrolments	Short Trend	Long Trend	Note

Performance Indicator	% Educational Maintenance Allowance applications awarded in relation to school roll																				
Objective	Aim to Maximise	Data Source		Red Variance %	20%	Amber Variance %	5%														
% Educational Maintenance Allowance applications awarded in relation to school roll	<p style="text-align: center;">ECS Edu EMA % Educational Maintenance Allowance applications awarded in relation to school roll</p> <table border="1"> <caption>Data for Bar Chart: % Educational Maintenance Allowance applications awarded in relation to school roll</caption> <thead> <tr> <th>Year</th> <th>Percentage</th> </tr> </thead> <tbody> <tr> <td>2005/06</td> <td>26%</td> </tr> <tr> <td>2006/07</td> <td>24%</td> </tr> <tr> <td>2007/08</td> <td>24%</td> </tr> <tr> <td>2008/09</td> <td>22%</td> </tr> <tr> <td>2009/10</td> <td>23%</td> </tr> </tbody> </table>									Year	Percentage	2005/06	26%	2006/07	24%	2007/08	24%	2008/09	22%	2009/10	23%
	Year	Percentage																			
2005/06	26%																				
2006/07	24%																				
2007/08	24%																				
2008/09	22%																				
2009/10	23%																				
	Status	Value	Target	EMAs Awarded	Roll S5 & S6	Short Trend	Long Trend	Note													
2009/10		23%		507	2,210																
2010/11																					
	Status	Value	Target	EMAs Awarded	Roll S5 & S6	Short Trend	Long Trend	Note													

Performance Indicator	Number of young carers in the city												
Objective	Aim to Minimise	Data Source	VSA Young Carers Project	Red Variance %	20%	Amber Variance %	5%						
Number of young carers in the city	<p style="text-align: center;">ECS FVL YCarers Number of young carers in the city</p> <table border="1"> <caption>Data for ECS FVL YCarers Number of young carers in the city</caption> <thead> <tr> <th>Year</th> <th>Number of young carers</th> </tr> </thead> <tbody> <tr> <td>2010/11</td> <td>2,340</td> </tr> </tbody> </table>									Year	Number of young carers	2010/11	2,340
	Year	Number of young carers											
2010/11	2,340												
	Status	Value	Target	Numerator	Denominator	Short Trend	Long Trend	Note					
2010/11		2,340						VSA Young Carers Project were commissioned by Aberdeen City Council to examine the numbers and nature of young carers living in the city. A report on the number of young carers in Aberdeen and their uptake of services was published in October 2010. The most up to date statistic on the number of young carers by the Princess Royal Trust for Carers May 2009 estimates the number of young carers in the city as 2340. This number is based on the premise that 10% of the 10-19 year old population in the area would be young carers and has increased since the 2001 Census.					

Priority 07 - Helping those with different needs
07.03 - Ensure our services and facilities are accessible to all

Action		Due	Progress		Managed By
ECS-SP 07.03a	Apply Council's strategy on disability access to services and properties	31 Mar 2013		<div style="width: 20%;"><div style="background-color: #4f81bd; height: 10px; width: 100%;"></div></div> 20%	David Wright

Progress Overview

16 Dec 2010 Given limitations of resources, disability access improvements are generally implemented as and when specific needs are identified. Wherever facilities are replaced or redeveloped, these are designed and built to fully meet DDA standards, and whenever possible engagement takes place with relevant disability and access stakeholders.

Action		Due	Progress		Managed By
ECS-SP 07.03b	Promote equalities to support the inclusion of minority or disadvantaged groups	31 Mar 2013		<div style="width: 20%;"><div style="background-color: #4f81bd; height: 10px; width: 100%;"></div></div> 20%	Sarah Gear

Progress Overview


Equalities Action Plan in place and actions being monitored,

Action		Due	Progress		Managed By
ECS-SP 07.03c	Provide affordable, quality childcare places	31 Mar 2013		Work ongoing <div style="width: 20%;"><div style="background-color: #4f81bd; height: 10px; width: 100%;"></div></div> 20%	Liz Gillies


Progress Overview

01 Mar 2011 18 new childminders have completed their training opening up over 30 new childminding places. Partner providers continue to provide good quality childcare. A number of after school clubs are experiencing a drop in numbers due to the financial climate. This is being monitored by the Early Years Manager and Child Care development officers and information is being fed back to the Integrated Childrens Service Management Board.


Priority 08 - Better Performing/Value for Money
08.01 - Simplify and standardise service provision targeting resources to the right areas and helping to balance budgets

Action		Due		Progress	Managed By
ECS-SP 08.01a	Explore shared services delivery and joint contracts to reduce procurement costs	31 Mar 2013		Work ongoing <input type="text" value="50%"/>	Charlie Penman

Progress Overview
 09 May 2011 Business case has been prepared. Initial scoping underway with Moray, Aberdeenshire and Shetland. Case Study research underway beginning April 2011. Meeting is being arranged with Stirling Council to discuss their experience of shared service delivery in June.


Action		Due		Progress	Managed By
ECS-SP 08.01b	Maximise available resources to the 'front line' and reduce central service costs	31 Dec 2013		Work ongoing <input type="text" value="50%"/>	David Wright

Progress Overview
 16 Dec 2010 The service continues to extend the devolvement of areas of responsibility to schools and community learning and development establishments. Work is ongoing to devolve the following budgets to establishments in the course of 2011: Schools - pupil support assistants, technicians, school support employees and nursery nurses; Community Learning & Development - full time professional workers and support employees.
 Additionally and to allow establishments to better manage resources there has been significant investment in providing them with access to the corporate e-Financials, PECOS and Collaborative Planning systems.

Action		Due		Progress	Managed By
ECS-SP 08.01c	Service implementation of corporate robust financial systems – PECOS, E-Financials, Collaborative Planning	31 Mar 2013		Work ongoing <input type="text" value="60%"/>	Lesley Kirk


Progress Overview
 17 May 2011 To address the requirements for additional support required in schools and community centres a series of "hands on" sessions have been running since mid November 2010 to February 2011 covering use of Collaborative Planning, e-financials and Infosmart systems. In this time, 206 key staff in respect of the use of financial systems have attended 30 sessions, each session lasting 3 hours. 111 establishments were targeted with 98 establishments having been represented. Feedback has been extremely positive and, in the main, staff felt they had benefited from the sessions.
 In addition to these organised sessions, the drop-in centre has also been available for any member of staff wishing to book a slot - assistance is at hand to guide them through the financial systems. Education, Culture and Sport support staff have been supporting the schools and community centres in the use of financial systems both by phone, and by undertaking regular visits to establishments. One to one support is given when needed, primarily in the use of e-financials and Infosmart.
 To facilitate improved budget monitoring, all budget holders who manage budgets totalling £250,000 have been having regular face to face meetings with a nominated Services Accounting contact. These meetings, which have been taking place since December 2010, have also provided both parties with a better understanding of the operating position and challenges being faced. The SLA target is for each budget holder over the £250k threshold to have nine face to face meetings each year with their Service Accountant.

A programme of training is being planned for August 2011. Corporate Governance colleagues will provide budget holders with training on the use of Collaborative Planning to enable scrutiny and monitoring of individual budgets and will also detail what their financial and budgetary responsibilities are under Standing Orders.

Action		Due		Progress	Managed By
ECS-SP 08.01d	Implement priority based budget approach to developing proposals for 2011-12 budget	31 Mar 2013		On schedule <div style="border: 1px solid black; width: 100px; height: 15px; background-color: #add8e6; display: inline-block; margin-left: 5px;">66%</div>	Charlie Penman

Progress Overview

09 May 2011 A progress update paper will be tabled at E C and S committee in June 2011 which will outline progress towards implementation of transformation options. A further report on the other service options will be tabled at a future committee cycle once the academic arrangements for 2011 are finalised.

Action		Due		Progress	Managed By
ECS-SP 08.01e	Implementation of integrated management information systems for Education, Culture and Sport	31 Mar 2013		Work ongoing <div style="border: 1px solid black; width: 100px; height: 15px; background-color: #add8e6; display: inline-block; margin-left: 5px;">50%</div>	David Wright

Progress Overview

04 Mar 2011 The Implementation Plan for the MIS for educational establishments has been agreed. The initial meeting between the Supplier, Pearson, and the MIS Strategic Group has occurred. This was followed by Local Authority training, presentations to secondary Head Teachers, primary Head Teachers and Local Authority staff. Phase 1 schools have been identified and training has occurred for the phase 1 primary schools. The review of Phase 1 Primary is on 17th March. Phase 1 secondary commences on 16th March. Subgroups will decide on issues highlighted, policies and procedures which require to be updated and developing areas for Aberdeen City in partnership with Pearson.

Works to upgrade the Libraries MIS to Talis Alto 5 is complete.

Priority 08 - Better Performing/Value for Money
08.02 - Encourage and maximise use of online resources for all

Action		Due		Progress	Managed By
ECS-SP 08.02a	Enable public internet access in council facilities within communities	31 Mar 2013		Complete - On schedule <div style="width: 100%;"><div style="width: 100%;"></div></div>	Neil Bruce

Progress Overview

23 Dec 2010 WiFi Network in Libraries - Library members can now use their laptops, PDAs and mobile phones to gain free, fast broadband connections to the internet at Central Library, Aberdeen Art Gallery, Airyhall Library, Cove Library, Dyce Library, Kincorth Customer Access Point, Mastrick Library, Tillydrone Library and Learning Centre and Torry Library

Action		Due		Progress	Managed By
ECS-SP 08.02b	Promote the benefits of single source access to Council information	29 Mar 2013		Work ongoing <div style="width: 0%;"><div style="width: 0%;"></div></div>	Lesley Kirk


Progress Overview

17 May 2011 Instead of focussing on internal directorate information, Education, Culture & Sport is represented on the Council's website through simple site navigation and the A-Z list. The navigation is being re-developed to be more in line with best practice, which will ensure information is found even more easily. As part of Service Design and Development's (SDD) commitment to ongoing improvements to the website, they are currently working with EC&S representatives to 'clear out' unnecessary content and focus on action oriented content.


Previous work done with colleagues in SDD has resulted in a number of forms being made available online for downloading, for example the School Clothing Grant and Educational Maintenance Allowance application forms, and School Placing Request forms. It is not possible however for these forms to be completed and submitted online as they require to be accompanied by documentary evidence to support the application which is often done in person. The e-government team have recently implemented the new E-Forms package on the website which allows customers to fill out and submit applications online. It is hoped that with some further development work that e-forms can be made more widely available across EC&S service areas.


In addition to the re-development of the EC&S pages on the website, there are separate websites for Art Galleries and Museums (hosted by and managed by ACC):
www.aberdeenships.com/
www.aberdeenquest.com/
www.citymoves.wordpress.com/
www.aagm.co.uk


The use of social media is an excellent means of connecting with hard-to-reach audiences such as young people and key stakeholders. The ACC Twitter account was set up in May 2010 and is used to communicate key messages for the Council and proves to be popular. There has been an increased use of 'blogs', for example: www.citymoves.wordpress.com/ which can provide instant updates and can target hard-to-reach audiences. Whilst blogs are not intended to replace information on the ACC website it is recognised that the use of social media could be explored further in maximising channels of communication to our key stakeholders.

Action		Due		Progress	Managed By
ECS-SP 08.02c	Enable customer self service	31 Mar 2013		Work ongoing 48%	Neil Bruce
Progress Overview					
08 Mar 2011 Online booking system for Beach Ballroom ticket sales currently under review further update due in March 2011.					
Online registration for Library and Information Services implemented - 211 registrations processed to date. Design of new library card to be finalised and numbering convention to be agreed. Work with Accord and Legal colleagues to establish requirements for retention of registration as part of review and updating of Library Management Rules					

Priority 08 - Better Performing/Value for Money
08.03 - Demonstrate our commitment to continuous improvement

Action		Due		Progress	Managed By
ECS-SP 08.03a	Engage with service users to determine if expectations are being fulfilled and improve customer satisfaction	31 Mar 2013		Work ongoing 41%	Sarah Gear
Progress Overview					
16 Dec 2010 Stakeholder engagements have taken place throughout 2010 as part of our work to develop the Learning Strategy. Our pupils survey offers the opportunity for schools to engage the views of pupils to help inform their own self evaluation. Library and Information Service to consult with current and potential library users on service development and delivery - systems and procedures in place to evaluate library taster sessions and events; Review customer comment procedures with a view to streamlining collation and publishing of outcomes					

Action		Due		Progress	Managed By
ECS-SP 08.03b	Demonstrate effective self evaluation	31 Mar 2013		Work ongoing 50%	Sarah Gear
Progress Overview					
10 Mar 2011 The Strategy Team are working to implement How Good is Our Culture and Sport on a shared basis with Aberdeenshire Council with a view to concluding in June 2011. Colleagues are currently engaged in multi-agency self evaluation as part of our child protection inspection preparations.					


Action		Due		Progress	Managed By
ECS-SP 08.03c	Effective monitoring and reporting of performance against quantitative and qualitative measures	31 Mar 2013		Work ongoing 34%	Sarah Gear
Progress Overview					
11 Apr 2011 Improvements to internal performance monitoring and reporting using the balanced scorecard approach have been implemented across the Education, Culture and Sport					

Service. Public performance reporting using Covalent began in July 2010 and has developed throughout the year. The new style of performance reporting against Service Plan outcomes and measures was presented to the Education, Culture and Sport Committee on 20 January 2011.

An online interactive learning course (OIL) was developed by the Service in partnership with the Employee Development Team within Corporate Governance. South Ayrshire Council, have expressed an interest in utilising the course for their training purposes. Aberdeen City Council and South Ayrshire Council are members of the e-learning Network Alliance which encourages the development of networking relationships and the sharing of best practice.

39 Covalent training sessions were offered over a 5 week period from January to March 2011 with 60 officers trained.

Work has commenced in terms of utilising Covalent for the robust monitoring and reporting of risk registers.

Action		Due		Progress	Managed By	
ECS-SP 08.03d	Develop and implement a cross directional integrated approach to quality improvement, quality assurance and continuous improvement	31 Mar 2013		Work ongoing	<input type="text" value="34%"/>	Sarah Gear

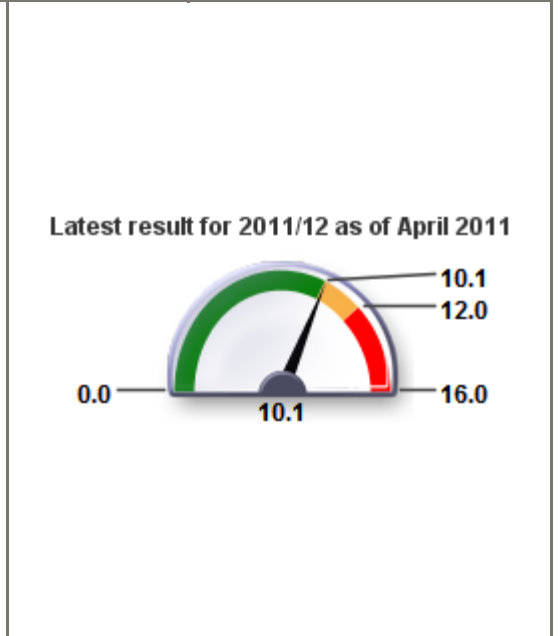
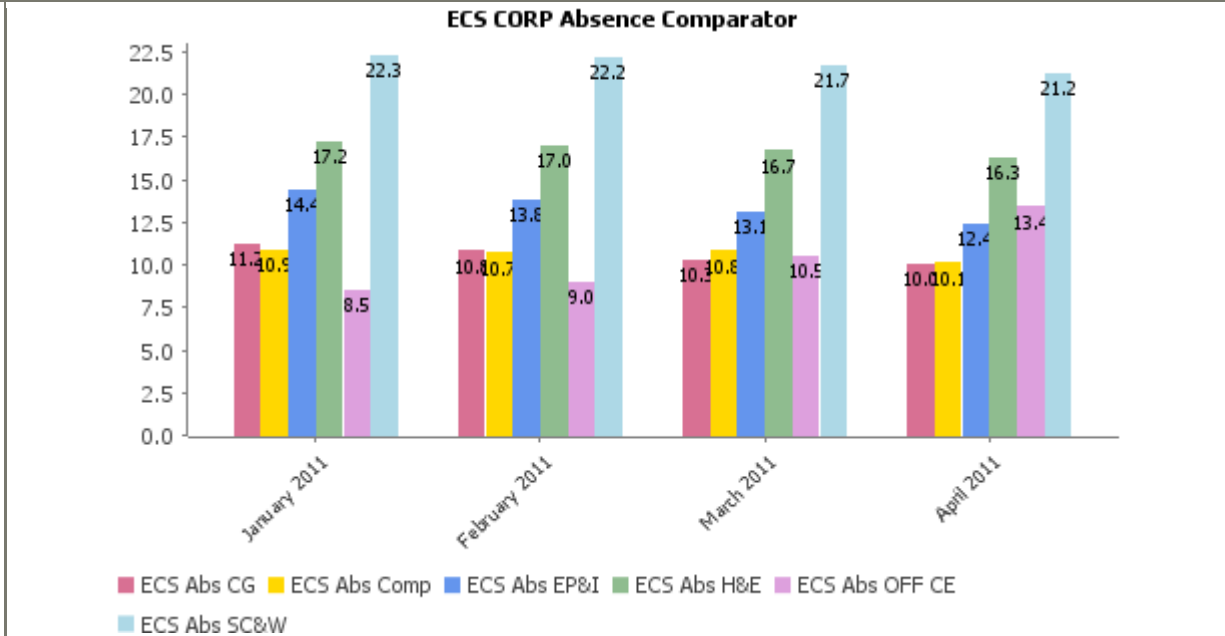
Progress Overview

27 Jan 2011 Quality improvement takes place in all aspects of the Education, Culture and Sport Service. 2010 saw MLA accreditation for our Museums and Galleries Service, a further PLIQM visit for our Library and Information Services, INEA2 follow-through for our Education service and Educational Psychology Services, HMIE and Care Commission inspections across schools, services, learning communities and pre-school partner providers and the beginnings of self evaluation in our Culture and Sports services following the introduction of How Good is Our Culture and Sport. Our plans for 2011 include a co-ordinated and systematic approach to self evaluation throughout the Service in preparation for How Good is Our Council and the development of more robust and evidence based quality assurance procedures that have positive impacts on all participants.

Performance

Performance Indicator	ECS and Corporate Absence showing the Average Number of Days Lost Per Employee Per Service	Objective	Aim to Minimise
------------------------------	---	------------------	-----------------

ECS and Corporate Absence showing the Average Number of Days Lost Per Employee Per Service



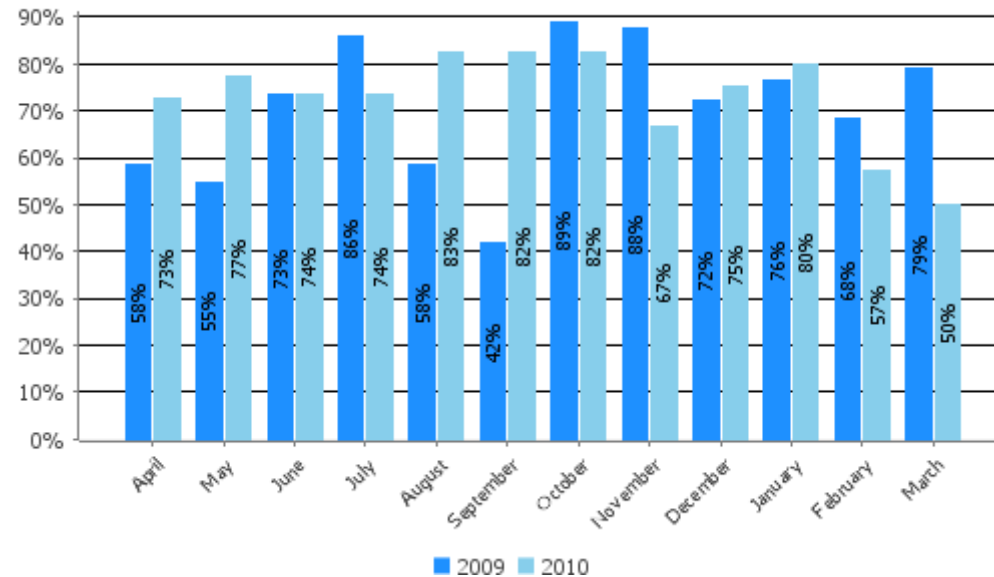
	Value	Target	Status	Long Trend	Short Trend	Note
February 2011	10.7	10.0	▲	▲	▲	
March 2011	10.8	10.0	▲	▬	▼	HR generate figures on a monthly basis from PSE. The new Maximising Attendance Policy is anticipated to impact positively on short term absences.

Performance Indicator	Health and Safety Reportable Accidents including Incidents																												
Objective	Aim to Minimise	Data Source		Red Variance %	50%	Amber Variance %	1%																						
Health and Safety Reportable Accidents including Incidents across Education, Culture and Sport Service (Schools and Educational Establishments; Communities, Culture and Sport and Educational Development, Policy and Performance)	<p style="text-align: center;">ECS Comparator H&S Accidents & Incidents</p> <table border="1"> <caption>ECS Comparator H&S Accidents & Incidents Data</caption> <thead> <tr> <th>Month</th> <th>ECS Corp Acc</th> <th>ECS Corp Acc&Inc</th> <th>ECS Rep Incident</th> </tr> </thead> <tbody> <tr> <td>December 2010</td> <td>4</td> <td>19</td> <td>15</td> </tr> <tr> <td>January 2011</td> <td>5</td> <td>25</td> <td>20</td> </tr> <tr> <td>February 2011</td> <td>8</td> <td>41</td> <td>33</td> </tr> <tr> <td>March 2011</td> <td>9</td> <td>28</td> <td>19</td> </tr> </tbody> </table> <p style="text-align: center;">■ ECS Corp Acc ■ ECS Corp Acc&Inc ■ ECS Rep Incident</p>									Month	ECS Corp Acc	ECS Corp Acc&Inc	ECS Rep Incident	December 2010	4	19	15	January 2011	5	25	20	February 2011	8	41	33	March 2011	9	28	19
	Month	ECS Corp Acc	ECS Corp Acc&Inc	ECS Rep Incident																									
December 2010	4	19	15																										
January 2011	5	25	20																										
February 2011	8	41	33																										
March 2011	9	28	19																										
	Status	Value	Target	Numerator	Denominator	Short Trend	Long Trend	Note																					
2010/11		113	20																										
	Status	Value	Target	Numerator	Denominator	Short Trend	Long Trend	Note																					
January 2011		25	5																										
February 2011		41	5																										
March 2011		28	5																										

Performance Indicator	% of success in dealing with written enquiries and complaints within 15 working days						
Objective	Aim to Maximise	Data Source		Red Variance %	20%	Amber Variance %	5%


% of success in dealing with written enquiries and complaints within 15 working days across Education, Culture and Sport Service (Schools and Educational Establishments; Communities, Culture and Sport and Educational Development, Policy and Performance). Corporate Service Standard is to provide a complete and full response within 15 working days

ECS Corp EnqCom % of success in dealing with written enquiries and complaints within 15 working days



	Status	Value	Target	Response in 15 working days	Total Received	Short Trend	Long Trend	Note
2010/11		74%	95%	155	210			
	Status	Value	Target	Response in 15 working days	Total Received	Short Trend	Long Trend	Note
January 2011		80%	95%	8	10			
February 2011		57%	95%	4	7			
March 2011		50%	95%	7	14			

Priority 09 - Skilled and Trained Staff**09.01 - Skilled workforce with the knowledge, understanding and expertise required to carry out their duties**

Action		Due		Progress	Managed By
ECS-SP 09.01b	Develop and deliver comprehensive, high quality professional development programmes	31 Mar 2013		On schedule <div style="border: 1px solid black; width: 50px; height: 15px; background-color: #add8e6; display: inline-block; vertical-align: middle;">28%</div>	Sarah Gear

Progress Overview

12 Apr 2011 The CPD programme for teachers and school staff for 2010/2011 is ongoing. Particularly successful elements of this programme have included a conference for 350 PSAs and an Improvement Conference looking at the clarification of GIRFEC roles and responsibilities. Work is now underway to plan for the 2011/2012 programme. Provided that planned recruitment to the CPD team over the coming 3 months is successful, this work will be expanded to ensure the needs of staff across the whole service are addressed through the 2011/2012 CPD programme.


Action		Due		Progress	Managed By
ECS-SP 09.01c	Develop an enabling culture throughout the workforce	31 Mar 2013		On schedule <div style="border: 1px solid black; width: 50px; height: 15px; background-color: #add8e6; display: inline-block; vertical-align: middle;">57%</div>	Sarah Gear

Progress Overview

12 Apr 2011 Proposals for new format in-service days have now been agreed and include Strategic Development days, school-based days and Learning Partnership-based days to ensure development needs are met at each of these levels. We are working closely with universities and other local authorities to consider the implications of the review of teacher education and will review our practices and procedures accordingly.

Priority 10 - Working Together**10.01 - Improve joint working between the Council and its Partners to provide an inclusive approach to service delivery for children, families and communities**

Action		Due	Progress		Managed By
ECS-SP 10.01c	Develop network of partnerships with the public, private and third sector – local, regional and national – and define shared visions, aims and goals	31 Mar 2013		Work ongoing <div style="width: 50%;"><div style="background-color: #4f81bd; height: 10px; width: 100%;"></div></div> 50%	Neil Bruce
Progress Overview					
10 Feb 2011 The Strategy Team is working to implement 'How Good is Our Culture and Sport' on a shared basis with Aberdeenshire Council in early 2011. They are working with external funding officers to consider joint EU funding options which support the work on the Open Space strategy and other environmental projects. The culture and leisure stakeholders working group met to consider its future role in the context of the priority based budgeting exercise in January 2011. Progress 20%					

Action		Due	Progress		Managed By
ECS-SP 10.01d	Develop Lifelong Learning, Culture and Active Aberdeen Forums to improve their impact and capacity to improve outcomes	31 Mar 2013		Undertaken independently within Service Plan <div style="width: 100%;"><div style="background-color: #4f81bd; height: 10px; width: 100%;"></div></div> 100%	Neil Bruce; Gail Woodcock
Progress Overview					
22 Dec 2010 Review and development of Active Aberdeen Forum will be undertaken as part of the implementation of 'Fit for the Future' - Sports and Physical Activity Strategy. Review and development of the Culture Form will be undertaken as part of the implementation of 'Vibrant Aberdeen' - Cultural Strategy for Aberdeen. Review and development of Lifelong Learning Forum will be undertaken as part of ECS-SP 03.03c - Strengthen Lifelong Learning Forum through appropriate membership.					